

Game Basics

Thrill to Grill™ is a 5-reel, 5-row video slot with the Collection feature and Free Spins with 3 bonus features.

The game is played with 3125 bet ways and different bet values. Matching symbols in any position on three or more adjacent reels, from the leftmost reel to the rightmost reel, results in a bet way win. More bet way wins are created when additional instances of the symbol appear on the same reels that make the longest bet way win. Only the longest matching combination per symbol is paid. Simultaneous wins on different bet ways are added.

A bet way win is equal to the value shown in the Paytable. Symbol payout values shown in the Paytable are dynamic and change in accordance with the selected bet value.

Bet Ways Calculation Example

The longest winning combination of the letter “Q” symbols is 5 symbols on reels 1–5. The number of winning bet ways is calculated by multiplying the number of the letter “Q” symbols on each of these reels: $1 \times 2 \times 2 \times 1 \times 1 = 4$ winning bet ways.



Wild Symbols

Wild symbols can appear in the main game and in Free Spins on reels 2, 3, and 4. Wild symbols substitute for all symbols except Scatter symbols, Expand symbols, Slap symbols, Extra Spin symbols, and Grill symbols in the Collection Feature. Wild symbols substitution pays the highest possible winning combination in a bet way according to the Paytable.

Collection Feature

The Collection feature can be randomly activated during any spin in the main game and is always activated at the start of Free Spins. At the start of the Collection feature, a 3-reel, 3-row Collection area in the centre of the reels activates, and a Grill symbol is randomly chosen from all symbols available in the video slot, regardless of the symbols on the reels. While the Collection feature is active, all Grill

symbols in the Collection area remain on their positions or move to random positions in the Collection area at the start of the next spin instead of disappearing.

In the main game, 5 or more Grill symbols appearing in the Collection area award a Re-Spin after wins are evaluated. During the Re-Spin, the Grill symbols do not change their position. When the Re-Spin ends, and wins are evaluated, the Collection feature ends. The Re-Spin is played at the same bet as the round that activated the Re-Spin. At the end of the Re-Spin, the total win from it is added to any wins from the round that activated the Re-Spin.

If you change the bet while the Collection feature is active, the Grill symbols are saved with the bet and removed from the reels, and the Collection feature ends. When you change the bet back, the Collection feature is activated again, and the Grill symbols are restored with the bet.

Note: The saved data is subject to expire.

Free Spins

5 or more Scatter symbols appearing anywhere during the main game activate 3 Free Spins. The Collection feature is activated at the start of Free Spins and ends when Free Spins end. In Free Spins, the Scatter symbol or Wild symbol cannot be chosen as the Grill symbol. Whenever a Grill symbol appears in the Collection area during Free Spins, the number of Free Spins is reset to the maximum of 3.

One or more of 3 bonus features can be randomly activated during any Free Spin.

- Expand feature: The Expand symbol can appear above or below the Collection area on reels 2, 3, or 4. The position the Expand symbol appears on becomes a part of the Collection area until the end of Free Spins.
- Slap feature: In the Slap feature, a random Grill symbol without a multiplier in the Collection area is chosen during a Free Spin. At the start of the next Free Spin, the chosen Grill symbol absorbs all other Grill symbols in the Collection area and receives a multiplier equal to $x1 + \text{the number of absorbed Grill symbols without multipliers} + \text{the multipliers of all absorbed Grill symbols with multipliers}$. The multipliers multiply all winning Grill symbol combinations.
- Extra Spin feature: The Extra Spin symbol may appear on reel 5 once per Free Spins. It increases the maximum number of Free Spins to 4 and resets the current number of Free Spins to 4. After the Extra Spin symbol appears, the number of Free Spins will be reset to 4 each time a Grill symbol appears in the Collection area until the end of Free Spins.

If a Re-Spin and Free Spins are activated simultaneously, the Re-Spin is played first, and Scatter symbols disappear from the reels. After Re-Spin, the Free Spins begin.

If the Scatter symbol is also the Grill symbol and Re-Spin and Free Spins are activated simultaneously, the Re-Spin is also played first, and Scatter symbols which are also Grill symbols, stay in the Collection area. After Re-Spin, the Free Spins begin.

Free Spins are played at the same bet as the round that activated Free Spins. At the end of Free Spins, the total win from Free Spins is added to any wins from the round that activated Free Spins, and the game returns to the round that activated Free Spins.

Return to Player


The theoretical return to player for this game is 96.05%.

Betting

To play the game, you must have sufficient funds to cover your bet. You can see your current BALANCE on your screen.

BALANCE
500.00

To start playing, first select the bet value. Click/tap "+" or "-" to increase or reduce the bet or click/tap on the bet value in the middle and select a bet value from a scrollable list. Please note that the selected bet will be applied to each spin. If your balance becomes insufficient to play, your bet will be automatically reduced to the highest available bet value.



Minimum bet: 0.2
Maximum bet: 200

Once you have chosen the bet, click/tap the SPIN button to start playing.



During a spin, you can use the STOP button to stop the reels more quickly if possible.



Autoplay

Autoplay allows you to repeat your selected bet for a chosen number of game rounds.


To start Autoplay, choose the desired bet value and then click/tap the Autoplay button.



In the Autoplay panel, you can start Autoplay by selecting the number of rounds you want your bet to be repeated for.



Your selected number of Autoplay rounds will be displayed on the Autoplay button. The number of remaining Autoplay rounds will be updated, once Autoplay is started.

 **Autoplay**

5

ROUNDS

\$50

▶

9

STOP

25

ROUNDS

\$250

▶

50

ROUNDS

\$500

▶

100

ROUNDS

\$1,000

▶

Your total Autoplay bet amount is calculated by multiplying the number of Autoplay rounds with the value of your bet. It is indicated under each Autoplay option. The remaining Autoplay bet amount will also be displayed under the chosen Autoplay option, once Autoplay has started.

Your automatic game rounds will continue until either your chosen number of Autoplay rounds are complete, you choose to stop Autoplay by clicking/tapping STOP, or the Free Spins round is activated.









When Autoplay is stopped, you will be able to start Autoplay with the previously selected bet and number of rounds again by clicking/tapping REPEAT.



While Autoplay is running, it is not possible to change your bets. You should stop Autoplay to change the bets.

Other Controls

BUTTON	FUNCTION
	Click/tap the PAYTABLE button to view the winning combinations and payouts.
	Click/tap the SOUND button to turn the game sounds on or off. Alternatively, use the slider to adjust the volume of game sounds. The button and/or the slider might not be available on some devices.
	Click/tap the SETTINGS button to open a menu of user-changeable settings: <ul style="list-style-type: none">All sounds: Turns the game sounds on or off. You can also use the slider to adjust the volume of game sounds, if it is available on your

BUTTON	FUNCTION
	<p>device.</p> <ul style="list-style-type: none"> • Game effects and Music: Turn the game effects or music on or off. Alternatively, use the sliders to adjust the volume. • Game Speed: Select the desired spin speed — REGULAR, QUICK SPIN, or SUPER QUICK SPIN. Alternatively, click the QUICK SPIN button, if available on your device, to go from REGULAR to QUICK, from QUICK to SUPER QUICK, and from SUPER QUICK back to REGULAR speed.  <ul style="list-style-type: none"> • Intro screen: Turns the intro screen on or off. • Spacebar to spin / stop a spin: Enables / disables the option to start or stop a spin using the spacebar.
	Click/tap the GAME HISTORY button to view the game rounds you have played and the results of those rounds.
	Click/tap the HOW TO PLAY button to view the game rules.
 	Click/tap the FULL SCREEN button to enter the full screen mode or click/tap the EXIT FULL SCREEN button to exit it.
	Click/tap the HOME button to go back to the website homepage.

Responsible Gaming

The RESPONSIBLE GAMING button allows you to access the page outlining the Responsible Gaming policy. This page provides useful information and links regarding responsible online gaming behaviour and how to set limitations to your game sessions.



Unfinished Game Rounds

Any unfinished game rounds are resolved automatically after a period of inactivity.

In the event of malfunction of the gaming hardware/software, all affected game bets are rendered void and all affected bets are refunded.

Game Number

Each game round is identified by a unique GAME NUMBER.

This number reflects when the game round began in terms of GMT by *hour: minute: second*. Please use this game number for reference (or take a screenshot of the game number) if you wish to contact Customer Service regarding a particular round.

Shortcut Keys

Shortcut keys can be used to quickly perform useful game functions.

KEY	FUNCTION
ESC	When applicable, the ESC key can be used to: <ul style="list-style-type: none">Exit full-screen mode.Close an open pop-up window (Game History, How to Play, Settings, etc.).
SPACEBAR	When applicable, the SPACEBAR key can be used to: <ul style="list-style-type: none">Start a spin (if the “Spacebar to spin / stop spin” option is enabled).Skip some of the animations and end the game round more quickly if possible.

Technical Information

Game rules generated:
2024-02-14 12:49:41

Game server version:
1.0