

Game Objective

First Person Football Studio allows you to play the very easy and fast-paced Top Card game. The game objective is to guess which hand — HOME (A) or Away (B) — will draw the higher value card, and therefore win.

The player may also guess whether the cards dealt for HOME (A) and Away (B) hands will be of the same value, by placing a bet on Draw (X).

Game Rules

The aim of the First Person Football Studio is to predict which of the hands — HOME (A) or Away (B) — will win or if they will be of the same value — Draw (X).

- The cards are dealt from a shoe with 8 decks (Jokers are excluded)
- The player places a bet on either HOME (A), Away (B) or Draw (X)
- A single card is dealt face-up to HOME (A) and to Away (B). The highest card wins and pays even money 1:1
- Card value from the lowest to the highest is as follows: 2, being the lowest and followed by 3 and so on, and Ace the highest (2-3-4-5-6-7-8-9-10-J-Q-K-A)
- The highest card wins and pays even money 1:1
- In the case of a Draw (X), **half of your main bet** (the HOME (A)/Away (B) bet) is returned and wins pay out 11:1

Payouts

Your payout depends on the type of bet placed.

BET	PAYS
HOME (A) *	1:1
AWAY (B) *	1:1
DRAW (X)	11:1

* In the case of a Draw (X), half of your main bet is returned.

Please note that any malfunction voids the game round and all eventual payouts for the round. Bets will be returned.

Return to Player

The optimal theoretical return-to-player percentage:

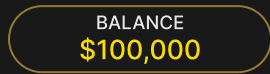
- Main bet (HOME (A)/Away (B)) — 96.27%
- Draw (X) — 89.64%

Place Bets

The BET LIMITS panel heading shows the minimum and maximum allowed bet limits per bet spot.

First Person Football Studio **\$1–10,000**

To participate in the game, you must have sufficient funds to cover your bets. You can see your current BALANCE on your screen.



The CHIP DISPLAY allows you to select the value of each chip you wish to bet. Only chips of denominations that can be covered by your current balance will be enabled.



Once you have selected a chip, place your bet by simply clicking/tapping the appropriate bet spot on the game table. Each time you click/tap the bet spot, the amount of your bet increases by the value of the selected chip or up to the maximum limit for the type of bet you have selected. Once you have bet the maximum limit, no additional funds will be accepted for that bet, and a message will appear above your bet to notify you that you have bet the maximum.

After you have placed a valid bet, click/tap the DEAL button to start the dealing.



The DOUBLE (2x) button becomes available after you have placed any bet. Each click/tap doubles all your bets up to the maximum limit. Note that you must have a sufficient account balance to double ALL your placed bets.



The REBET button allows you to repeat all your bets from the previous game round. This button becomes available after every game round.




The UNDO button removes the last bet you placed.



You can click/tap the UNDO button repeatedly to remove bets, one by one, in the reverse order in which they were placed. You can clear all your bets by holding the UNDO button.

The TOTAL BET indicator displays the total amount of all bets placed in the current round.



Live Support

Contact Live Support for game-related inquiries.



Winning Results

After each game round, the game result is recorded and displayed for you on the screen.



Sound

Sound controls all sounds in the game.



Game History

Game History displays your Evolution game rounds and results.



Settings

Settings let you customize user preferences that are saved to your profile.



Deposit and Withdraw

Cashier for deposits and withdrawals.



Responsible Gaming

The RESPONSIBLE GAMING button allows you to access the page outlining the Responsible Gaming policy. This page provides useful information and links regarding responsible online gaming behaviour and how to set limitations to your game sessions.



Disconnection Policy

Should disconnection occur after a bet is placed but before the DEAL button is clicked/tapped, your bet will be returned. If disconnection occurs after a bet is placed and the DEAL button is clicked/tapped, the game's result will be decided by the game's random number generator. After reconnecting you will be able to see the game outcome in the History window.


Shuffling

Cards will be shuffled when the cut card is dealt.

To get back to game faster, skip the shuffling animation. Simply click/tap the SKIP button.




Cut the cards yourself by moving the cutting card above the deck.



More Games

Go Live button will take you to Evolution games led by live game presenters.



Evolution Lobby — easy game selection without exiting your current game until a new game is chosen.



Shortcut Keys

Shortcut keys can be used to quickly perform useful game functions.

KEY	FUNCTION
Number Keys from 1 onwards	Select the desired chip from the chip display. Key “1” corresponds to the leftmost chip with the lowest value. Key “2” selects the next highest value chip, and so on.
SPACEBAR	Repeat your most recent bet. Press SPACEBAR a second time to double your bet.
CTRL+Z (CMD+Z), DELETE, BACKSPACE	Undo your last bet. Hold for 3 seconds to remove all your bets.

KEY

FUNCTION

ESC

When applicable, the ESC key can be used to:

- Exit full-screen mode
- Close an open pop-up window (History, How To Play, Settings, etc.)