

## Game Rules

In Three Card Poker, your goal is to beat the dealer with a better three-card hand.

- Place an Ante bet and either or both of the optional Pair Plus and 6 Card Bonus bets.
- You will receive three cards. The dealer's three cards are dealt face-down.
- If you feel confident in your hand, click PLAY 1x to place a Play bet equivalent to your Ante bet. Otherwise, click FOLD.

## Winning Hands

Three Card Poker is played with one standard 52 card deck (Jokers are excluded). Cards are shuffled after each game round.

Three-card Straight has a higher value ranking than a three-card Flush in Three Card Poker. That's simply because there are fewer ways to make a three-card Straight than a three-card Flush.

The individual cards are ranked in descending order: Ace (high or low), King, Queen, Jack, 10, 9, 8, 7, 6, 5, 4, 3 and 2. An Ace can be the highest value card in a Straight of A, K, Q or the lowest value card in a Straight of 3, 2, A.

If you and the dealer have hands of the same type, the one that includes the card of highest value wins (e.g. three Kings beats three Queens; a flush of Q, J, 10 beats a flush of 10, 9, 8).

When you and the dealer tie, the next highest card that is not part of the paying hand, known as the 'Kicker', determines the winner.

Winning hands for Three Card Poker:



Mini Royal is a suited Ace, King and Queen.




Straight Flush is a hand that contains three cards in sequence, all of the same suit, for example: King, Queen, Jack, all Diamonds.





Three of a Kind is a hand that contains three cards of the same rank. For example, a player having three Kings in their hand would have Three of a Kind. Higher-valued Three of a Kind defeats lower-valued Three of a Kind.




Straight is a hand that contains three cards of sequential rank in at least two different suits, e.g. Nine, Eight, Seven in two or more suits. Two Straights are ranked by comparing the highest card of each. Two Straights with the same high card are of equal value, as suits are not used to separate them.


 Flush is a hand where all three cards are of the same suit, but not in a sequence, e.g. three cards that are all Clubs. Two Flushes are compared as if they were high card hands; the highest ranking card of each is compared to determine the winner. If both hands have the same highest card, then the second-highest ranking card is compared, and so on until a difference is found.


 Pair is a hand that contains two cards of one rank (e.g., two Kings) plus one card which are not of this rank or the same as each other. Higher ranking Pairs defeat lower ranking Pairs. If two hands have the same Pair, the Kickers are compared in descending order to determine the winner.


 High Card is a poker hand made of any three cards not meeting any of the above requirements. Essentially, no hand is made, and the only thing of any meaning in the player's hand is their highest card.


Winning hands for 6 Card Bonus:


 Royal Flush is a Straight Flush that contains the Ace, King, Queen, Jack and 10 all in the same suit.


 Straight Flush is a hand that contains five cards in sequence, all of the same suit, for example: Nine, Eight, Seven, Six and Five, all Hearts.

 Four of a Kind is a hand that contains all four cards of one rank plus any other card. For example, four Aces in your hand would be Four of a Kind.

 Full House is a hand that contains three matching cards of one rank and two matching cards of another rank, e.g. three Kings and two Sixes.

 Flush is a hand where all five cards are of the same suit, but not sequential, e.g. five cards that are all Clubs.

 Straight is a hand that contains five cards of sequential rank in at least two different suits, e.g. Nine, Eight, Seven, Six and Five in two or more suits.

 Three of a Kind is a hand that contains three cards of the same rank, plus two cards which are not of this rank or the same as each other. For example, a player having three Kings in their hand would have Three of a Kind.

## Game Outcomes and Payouts

The outcomes are determined by comparing the player's and dealer's hand.

The dealer must have at least a Queen high or better to qualify.

## Outcomes quick-reference table

The quick way to check game outcomes, whether you win, lose or tie.

Result	ANTE	PLAY
Dealer does not qualify and you win	1:1	Push
Dealer qualifies and you win	1:1	1:1
Dealer qualifies and you lose	Lose	Lose
Dealer qualifies and you tie	Push	Push
Player folds (chooses not to place a Play bet)	Lose	-

If you place a Play bet and get a Straight Flush, Three of a Kind or Straight on your initial three cards, you win an Ante Bonus according to the pay table even if the dealer wins the round.

If you place an optional Pair Plus bet, you win according to the pay table with a Pair or better on your three cards, even if you fold and the dealer wins the round.

If you place an optional 6 Card Bonus bet, you win if your three cards plus the dealer's three cards make a five-card poker hand of Three of a Kind or better. You win according to the payable even if you fold and the dealer wins the round.

### ANTE BONUS

Hand	Payout
Straight Flush or higher	5:1
Three of a Kind	4:1
Straight	1:1

### PAIR PLUS

Hand	Payout
Mini Royal (AKQ suited)	100:1
Straight Flush	40:1
Three of a Kind	30:1
Straight	5:1
Flush	4:1
Pair	1:1

### 6 CARD BONUS

Hand	Payout
Royal Flush	1000:1
Straight Flush	200:1
Four of a Kind	100:1
Full House	20:1
Flush	15:1
Straight	10:1

Hand	Payout
Three of a Kind	7:1

Ante bet payout is 1:1.

Play bet payout is 1:1.

Malfunction voids all pays and play.

## Return to Player

The optimal theoretical return-to-player percentage is:

- 96.63% — Ante bet
- 95.51% — Pair Plus bet
- 91.44% — 6 Card Bonus bet

## Place Bets

The BET LIMITS panel shows the minimum and maximum allowed bet limits at the table, which may change from time to time. Open the Bet Limits to check your current limits.

Three Card Poker **\$0.50 – 5,000**

To participate in the game, you must have sufficient funds to cover your bets. You can see your current BALANCE on your screen.

BALANCE  
**\$ 100,000**

In the Immersive view, the TIMER informs you of the duration of betting time. After it expires, the betting is closed, and no more bets are accepted.



In the classic view, the TRAFFIC LIGHTS tell you the current status in the game round by informing you when you can bet (GREEN light), when the betting time is nearly over (YELLOW light), and when betting time has expired (RED light).

**PLACE YOUR BETS**

The CHIP DISPLAY allows you to select the value of each chip you wish to bet. Only chips of denominations that can be covered by your current balance will be enabled.



Once you have selected a chip, place your bet by simply clicking/tapping the appropriate betting spot on the game table. Each time you click/tap the betting spot, the amount of your bet increases by the value of the selected chip or up to the maximum limit for the type of bet you have selected. Once you have bet the maximum limit, no additional funds will be accepted for that bet, and a message will appear above your bet to notify you that you have bet the maximum.

NOTE: Please do not minimise your browser or open any other tab in your browser while betting time remains, and you have placed bets on the table. Such actions may be interpreted as leaving the game, and your bets will therefore be declined for that particular game round.

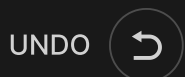
The REPEAT button allows you to repeat all bets from the previous game round. This button is available only before the first chip is placed.



The DOUBLE (2x) button becomes available after you have placed any bet. Each click/tap doubles all your bets up to the maximum limit. Note that you must have a sufficient account balance to double ALL your placed bets.



The UNDO button removes the last bet you placed.



You can click/tap the UNDO button repeatedly to remove bets, one by one, in the reverse order of which they were placed. You can clear all your bets by holding the UNDO button.

The TOTAL BET indicator displays the total amount of all bets placed in the current round.



## Make Your Decision

After your cards have been dealt, your card combination and the "MAKE YOUR DECISION" window will be displayed.

PLAYER



High Card

Now you have to estimate your chances of winning and decide whether to make a Play bet and continue playing or Fold and surrender your Ante bet.

1x  
PLAY

—  
FOLD

If you have a winning Ante Bonus bet, you will receive a message "PLAY 1x to collect your ANTE BONUS win!" beneath the PLAY 1x/FOLD decision pop-up window. You have to PLAY 1x to receive your Ante Bonus bet payout!

By clicking/tapping PLAY 1x you will continue to play the game and place the Play bet. The Play bet will be placed automatically on the Play bet spot.

By clicking/tapping FOLD you will lose your ANTE bet. You will still see the remainder of the game played out, but you will not participate in the game. You will need to wait until next game round to place further bets.

If decision time has expired and you have not yet made a decision to PLAY 1x or FOLD, your hand will be automatically folded and you will lose all your bets. The betting-time indicator will display the message: AUTO FOLDED.

## Chat

You can chat with the game host/presenter and other players. Enter your message in the CHAT field. To post your message, press Enter or the arrow button within the field.

Players who misuse Chat by abusing the Game Presenter or other players or using inappropriate and/or offensive language will have their Chat privileges disabled.

Use the CHAT button to enlarge or, alternatively, to close the chat window.



You can resize and move the chat window anywhere on your screen.

## Tipping

Tipping allows you to thank the game host/presenter for the great service he or she has provided. To tip the game host/presenter, click/tap on the Tipping icon in the menu to open the Tipping panel.



Place chips on the Tipping spot to the value of the tip you wish to give. Click/tap the Confirm button to send your tip.

## Game Number

Each game round is identified by a unique GAME NUMBER.

# 21:10:10

This number reflects when the game round began in terms of GMT by *hour: minute: second*. Please use this game number for reference (or take a screenshot of the game number) if you wish to contact Customer Service regarding a particular round.

## Sound

The SOUND button will mute/unmute all game sounds and voice from the game. Note that if you change tables, the sound will automatically unmute.



You can alter your sound settings by clicking/tapping the SETTINGS button and then selecting the SOUND tab.

## Game History

The HISTORY button will launch a window showing all game rounds you have played and the results of those rounds.



You can review your past gaming activity by viewing your:

- ACCOUNT HISTORY — Shows your complete account history as a list of dates, games, bet amounts and payouts. The game round completed most recently appears at the top of the list.
- GAME HISTORY — Shows your history related to a particular game once you click/tap the game in the GAME column.

## Settings

The SETTINGS button launches a menu of user-changeable settings.

Your chosen settings will be applied at once and will be stored to your profile. Stored settings will be launched automatically when you log in from any device.

You can alter your general and game settings.



## GENERAL

You can hide/unhide other players' chat messages.

## VIDEO

Your video quality is auto-adjusted, but you can manually change your video quality by selecting the specific stream.

## SOUND

You can mute/unmute your PRESENTER'S VOICE and GAME SOUND and adjust their relative volumes.

## Deposit and Withdraw

The CASHIER button will open the cashier/banking window for deposits and withdrawals.



## Responsible Gaming

The RESPONSIBLE GAMING button allows you to access the page outlining the Responsible Gaming policy. This page provides useful information and links regarding responsible online gaming behaviour and how to set limitations to your game sessions.



## Error Handling

If there is an error in the game, system or game procedure, the game round will be temporarily paused while the game host/presenter notifies the service manager. You and other players will be notified via Chat, or by an on-screen pop-up message, that the issue is being investigated. If the manager can immediately resolve the error, the game round will continue as normal. If immediate resolution is not possible, the game round will be cancelled, and initial bets will be refunded to all players who participated in the game round.

## Disconnection Policy

If you are disconnected from a game round while betting time remains, any bets placed will be void and the bets returned to you. If you are disconnected after betting is closed, placed bets remain valid and are settled in your absence. Upon reconnecting, you can view bet outcomes in the History window.



## More Games

The LOBBY button can be selected at any time from any game.



It allows you to easily change the game table or select any other live game. You will not be removed from this game until you have actually selected the new game/table you wish to join. You can use the LOBBY to browse other games while still playing in your current game.

## Multi-Game Play

If you enjoy non-stop action, you can join more than one game table — then view and play them simultaneously, all in the same browser window!

After you have joined at least one game table, click on LOBBY. In the lobby or game, click the +TABLE button associated with that table to join it. Certain tables may be unavailable for multi-game play and will therefore not display a +TABLE button.



After you have joined multiple tables, you will be able to resize your browser window as a whole, but you will not be able to resize each game table window separately.

You can exit any table without affecting your presence at other tables you have joined. To exit a table, click the X button.

Please note:

- You will exit a table automatically if you join the same table through a different device/browser.
- If you click directly on a table icon instead of the +TABLE button, you will merely *switch* tables instead of joining the chosen table *in addition* to the table you joined previously.

We kindly advise you to join only as many tables as your screen can accommodate while still allowing you to place bets deliberately and accurately.

## Shortcut Keys

Shortcut keys can be used to quickly perform useful game functions.

KEY	FUNCTION
Number Keys from 1 onwards	Select the desired chip from the chip display. Key "1" corresponds to the leftmost chip with the lowest value. Key "2" selects the next highest value chip, and so on.

KEY	FUNCTION
SPACEBAR	Repeat your most recent bet. Press SPACEBAR a second time to double your bet.
CTRL+Z (CMD+Z), DELETE, BACKSPACE	Undo your last bet. Hold for 3 seconds to remove all your bets.
ESC	When applicable, the ESC key can be used to: <ul style="list-style-type: none"><li>• Exit full-screen mode</li><li>• Close an open pop-up window (History, Help, Settings, etc.)</li></ul>