

Game Basics

Wild Mining™ XXXtreme is a 6-reel video slot with the Wild Zippy feature, Avalanche™, and the Elevate feature with two options of XXXtreme Spins.

The play area is arranged in 6 vertical reels where reels 1 and 6 are 4 symbols high, and reels 2, 3, 4, and 5 are 5 symbols high.

The game is played with 10000 bet ways and different bet values. Matching symbols in any position on three or more adjacent reels, from the leftmost reel to the rightmost reel, without gaps, result in a bet way win. More bet way wins are created when additional instances of the symbol appear on the same reels that make the longest bet way win. Only the longest matching combination per symbol is paid. Simultaneous wins on different bet ways are added.

Bet Ways Calculation Example



The longest winning combination of Miner symbols is 6 symbols on reels 1-6. The number of winning bet ways is calculated by multiplying the number of Miner symbols on each of these reels: $1 \times 2 \times 2 \times 2 \times 1 \times 1 = 8$ winning bet ways.

Avalanche™

Any win starts an Avalanche™. Symbols in winning combinations disappear while remaining symbols move down to fill empty positions. After all

positions are filled, the wins are evaluated again. Avalanches continue until there are no more wins.

Wild Symbols



Symbols in the top row that are part of a winning combination will turn into Wild symbols instead of disappearing.

Wild symbols substitute for all symbols except for other Wild symbols. Wild symbol substitution pays the highest possible winning combination on a bet way, according to the Paytable.









Wild Zippy Feature

The Wild Zippy feature has 6 bombs: Simple bomb, Vertical bomb, Horizontal bomb, Plus-pattern bomb, Omni-directional bomb, and Max bomb which can appear during the initial spin. When bombs explode Wild

symbols will appear in the same position as the bomb and the explosion's path.

Each bomb explodes in a unique pattern and after a certain number of avalanches.

Types of Bombs



| Bombs | Function |
|---|--|
|  <p data-bbox="240 485 381 514">Simple Bomb</p> | <p data-bbox="435 365 881 394">Explodes only its position after 3 avalanches.</p> |
|  <p data-bbox="232 768 386 798">Vertical Bomb</p> | <p data-bbox="435 636 1003 688">Explodes its position and adjacent symbols to the top and bottom of its position after 4 avalanches.</p> |
|  <p data-bbox="217 1052 396 1081">Horizontal Bomb</p> | <p data-bbox="435 919 1052 972">Explodes its position and adjacent symbols to the left and right of its position after 5 avalanches.</p> |
|  <p data-bbox="207 1335 412 1365">Plus-pattern Bomb</p> | <p data-bbox="435 1203 1060 1255">Explodes its position and the positions adjacent to it on the top, bottom, left, and right after 6 avalanches.</p> |
|  <p data-bbox="217 1619 396 1669">Omni-directional Bomb</p> | <p data-bbox="435 1497 1008 1549">Explodes its position along with all symbols adjacent to its position after 7 avalanches.</p> |
|  <p data-bbox="250 1923 365 1953">Max Bomb</p> | <p data-bbox="435 1801 987 1831">Explodes all symbols on all 6 reels after 10 avalanches.</p> |

Bombs exploding do not affect Wild symbols and other bombs in their vicinity. Bombs persist in the same position on the reel during avalanches. Bombs explode before wins are evaluated.



Elevate Feature

In-game features can be activated with the Elevate Feature. In the Elevate Feature, one of the following features can be activated per game round:

| | | |
|---|---------------------|---|
|  | XXXtreme Spins 1 | Symbols in the top row that are part of a winning combination will turn into x2 or x3 Wild symbols. |
|  | XXXtreme Spins 2 | Symbols in the top row that are part of a winning combination will turn into x2, x3, x4 or x5 Wild symbols. |

Paytable

Symbol Payout Values



5 0.50
4 0.40
3 0.10
2 0.05



5 0.50
4 0.40
3 0.10
2 0.05



5 0.40
4 0.25
3 0.10
2 0.05



5 0.30
4 0.20
3 0.10
2 0.05



5 0.20
4 0.15
3 0.06
2 0.04



5 0.20
4 0.05
3 0.02
2 0.01



5 0.15
4 0.04
3 0.02
2 0.01



5 0.15
4 0.04
3 0.02
2 0.01



5 0.10
4 0.03
3 0.02
2 0.01



5 0.10
4 0.03
3 0.02
2 0.01

Pay Mechanic

The main game is played with 10000 bet ways.



Matching symbols in any position on three or more adjacent reels, starting from the leftmost reel to the rightmost reel, without gaps, result in a bet way win. Only the longest matching combination per symbol is paid.

Malfunction voids all pays and plays. For more information, see Unfinished Game Rounds.

Return to Player

The theoretical return to player for this game is XX%.

The theoretical return to player for this game with activated XXXtreme Spins 1 is XX%.

The theoretical return to player for this game with activated XXXtreme Spins 2 is XX%.

Betting

To play the game, you must have sufficient funds to cover your bet. You can see your current BALANCE on your screen.

BALANCE
500.00

To start playing, first select the bet value. Click/tap "+" or "-" to increase or reduce the bet or click/tap on the bet value in the middle and select a bet value from a scrollable list. Please note that the selected bet will be applied to each spin. If your balance becomes insufficient to play, your bet will be automatically reduced to the highest available bet value.



Minimum bet: X.X

Maximum bet: XXX

Once you have chosen the bet, click/tap the SPIN button to start playing.



During a spin, you can use the STOP button to stop the reels more quickly if possible.



To use the Elevate Feature, click/tap the ELEVATE button. In the Elevate Feature panel, select the feature of your choice. The total Elevate cost and the winnings are dynamic and change according to the spin bet value.



The Elevate Feature remains active for every spin until manually deactivated.

Autoplay

Autoplay allows you to repeat your selected bet for a chosen number of game rounds.

To start Autoplay, choose the desired bet value and then click/tap the Autoplay button.



In the Autoplay panel, you can start Autoplay by selecting the number of rounds you want your bet to be repeated for.



Your selected number of Autoplay rounds will be displayed on the Autoplay button. The number of remaining Autoplay rounds will be updated, once Autoplay is started.



Your total Autoplay bet amount is calculated by multiplying the number of Autoplay rounds with the value of your bet. It is indicated under each Autoplay option. The remaining Autoplay bet amount will also be displayed under the chosen Autoplay option, once Autoplay has started.

Your automatic game rounds will continue until either your chosen number of Autoplay rounds are complete, you choose to stop Autoplay by clicking/tapping STOP, or the Free Spins round is activated.








When Autoplay is stopped, you will be able to start Autoplay with the previously selected bet and number of rounds again by clicking/tapping REPEAT.



While Autoplay is running, it is not possible to change your bets. You should stop Autoplay to change the bets.

Other Controls

| BUTTON | FUNCTION |
|--------|--|
| | Click/tap the SOUND button to turn the game sounds on or off. Alternatively, use the slider to adjust the volume of game sounds. The button and/or the slider might not be available on some devices. |
| | Click/tap the SETTINGS button to open a menu of user-changeable settings: <ul style="list-style-type: none"> All sounds: Turns the game sounds on or off. You can also use the slider to adjust the volume of game sounds, if it is available on your device. |

| BUTTON | FUNCTION |
|---|---|
| | <ul style="list-style-type: none"> Game effects and Music: Turn the game effects or music on or off. Alternatively, use the sliders to adjust the volume. Game Speed: Select the desired spin speed — REGULAR, QUICK SPIN, or SUPER QUICK SPIN. Alternatively, click the QUICK SPIN button, if available on your device, to go from REGULAR to QUICK, from QUICK to SUPER QUICK, and from SUPER QUICK back to REGULAR speed.  <ul style="list-style-type: none"> Intro screen: Turns the intro screen on or off. Confirm Elevate Features: Enables / disables the confirmation dialog when buying Elevate Features. Spacebar to spin / stop a spin: Enables / disables the option to start or stop a spin using the spacebar. |
|  | Click/tap the GAME HISTORY button to view the game rounds you have played and the results of those rounds. |
|  | Click/tap the HOW TO PLAY button to view the game rules. |
|   | Click/tap the FULL SCREEN button to enter the full screen mode or click/tap the EXIT FULL SCREEN button to exit it. |

Responsible Gaming

The RESPONSIBLE GAMING button allows you to access the page outlining the Responsible Gaming policy. This page provides useful information and links regarding responsible online gaming behaviour and how to set limitations to your game sessions.



Unfinished Game Rounds

Any unfinished game rounds are resolved automatically after a period of inactivity.

In the event of malfunction of the gaming hardware/software, all affected game bets are rendered void and all affected bets are refunded.

Game Number

Each game round is identified by a unique GAME NUMBER.

This number reflects when the game round began in terms of GMT by *hour: minute: second*. Please use this game number for reference (or take a screenshot of the game number) if you wish to contact Customer Service regarding a particular round.

Shortcut Keys

Shortcut keys can be used to quickly perform useful game functions.

| KEY | FUNCTION |
|----------|---|
| ESC | <p>When applicable, the ESC key can be used to:</p> <ul style="list-style-type: none">• Exit full-screen mode.• Close an open pop-up window (Game History, How to Play, Settings, etc.). |
| SPACEBAR | <p>When applicable, the SPACEBAR key can be used to:</p> <ul style="list-style-type: none">• Start a spin (if the “Spacebar to spin / stop spin” option is enabled).• Skip some of the animations and end the game round more quickly if possible. |

Technical Information

Game rules generated:
2024-10-31 09:21:37

Game server version:
1.0