

## Game Basics

Golden Wheels of Egypt™ is a 5-reel 3-row video slot with two types of Free Spins activating Walking Wilds, Sticky Wilds, Global Multiplier, Symbol Transform feature or Super Stack feature. Also, the game has the Buy Feature and the Buy Feature with guaranteed 6 Stacked Sticky Wilds.

The game is played with different bet values and 20 bet lines (fixed). Bet line wins pay if in succession from the leftmost reel to the rightmost reel, without gaps. Simultaneous wins on different bet lines are added, and only the highest win per bet line is paid.

A bet line win is equal to the value shown in the Paytable. Symbol payout values shown in the Paytable are dynamic and change in accordance with the selected bet value.

## Wild Symbols

Wild symbols substitute for all symbols except for the Golden Wheel Scatter symbols. Wild symbol substitution pays the highest possible winning combination on a bet line, according to the Paytable.

## Free Spins

In the main game, two types of Free Spins can be awarded – Mini Free Spins and Free Spins.

Mini Free Spins are activated when 2 Golden Wheel Scatter symbols appear on the reels. They award 4 Free Spins on the 3-reel and 3-row play area. Before Mini Free Spins start, one free main game spin on the reels with Golden Wheel Scatter symbols is guaranteed to award 2 random different features.

Free Spins are activated when 3 Golden Wheel Scatter symbols appear on the reels. They award 10 Free Spins on the 5-reel and 3-row play area. Before Free Spins start, one free main game spin on the reels with Golden Wheel Scatter symbols is guaranteed to award 3 random features.

At the start of Free Spins, 2 features of the same type can be activated.

During Mini Free Spins and Free Spins the following features can be activated:

- Sticky Wild Feature: 1 Sticky Wild symbol appears in the middle position on the reels (row 2, reels 2, 3 or 4). The Sticky Wild symbol remains on the reels until the end of Free Spins.
- Walking Wild Feature: 1 Walking Wild symbol appears randomly on the reels and moves to the adjacent position with every following spin until the end of Free Spins.
- Symbol Transform Feature: A random high-win symbol is chosen, and every time it appears on the reels, it transforms into a Wild symbol.

- Super Stack Feature: A random high-win symbol is chosen to appear on the reels as stacked symbols.
- Global Multiplier Feature: The total win awarded for Free Spins is multiplied by 2 per Global Multiplier.

## Buy Feature

Free Spins can be activated with the Buy Feature at any time.

Activating Free Spins costs 100 times the bet for 10 Free Spins without Stacked Sticky Wilds and 150 times the bet for 6 Free Spins with Stacked Sticky Wilds. When the Free Spins with Stacked Sticky Wilds are activated, 3 Sticky Wild symbols appear on reel 1, and 3 Sticky Wild symbols appear on reel 5. The Sticky Wild symbols remain on the reels until the end of Free Spins.

## Return to Player

The theoretical return to player for this game is 94.04%.

The theoretical return to player in the Buy Feature is 94.03%.

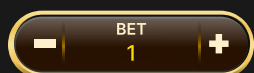
The theoretical return to player in the Buy Feature with the Bonus Bet for this game is 94.02%.

## Betting

To play the game, you must have sufficient funds to cover your bet. You can see your current BALANCE on your screen.

BALANCE  
**500.00**

To start playing, first select the bet value. Click/tap "+" or "-" to increase or reduce the bet or click/tap on the bet value in the middle and select a bet value from a scrollable list. Please note that the selected bet will be applied to each spin. If your balance becomes insufficient to play, your bet will be automatically reduced to the highest available bet value.



Minimum bet: 0.2  
Maximum bet: 100

Once you have chosen the bet, click/tap the SPIN button to start playing.



During a spin, you can use the STOP button to stop the reels more quickly if possible.



To use the Buy Feature, click/tap the BUY FEATURE button. In the Buy Feature panel, you can choose the spin bet that is used to calculate the total Buy Feature cost and the winnings.



## Autoplay

Autoplay allows you to repeat your selected bet for a chosen number of game rounds.

To start Autoplay, choose the desired bet value and then click/tap the Autoplay button.



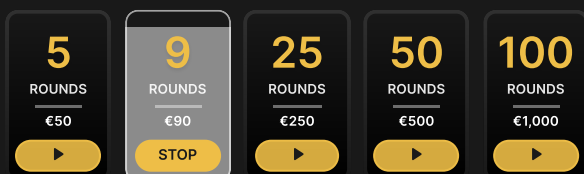
In the Autoplay panel, you can start Autoplay by selecting the number of rounds you want your bet to be repeated for.



Your selected number of Autoplay rounds will be displayed on the Autoplay button. The number of remaining Autoplay rounds will be updated, once Autoplay is started.

### Autoplay

BET PER ROUND €10













Your total Autoplay bet amount is calculated by multiplying the number of Autoplay rounds with the value of your bet. It is indicated under each Autoplay option. The remaining Autoplay bet amount will also be displayed under the chosen Autoplay option, once Autoplay has started.

Your automatic game rounds will continue until either your chosen number of Autoplay rounds are complete, you choose to stop Autoplay by clicking/tapping STOP, or the Free Spins round is activated.

When Autoplay is stopped, you will be able to start Autoplay with the previously selected bet and number of rounds again by clicking/tapping REPEAT.

While Autoplay is running, it is not possible to change your bets. You should stop Autoplay to change the bets.

## Other Controls

BUTTON	FUNCTION
	Click/tap the PAYTABLE button to view the winning combinations and payouts.
 	Click/tap the SOUND button to turn the game sounds on or off. Alternatively, use the slider to adjust the volume of game sounds. The button and/or the slider might not be available on some devices.
	<p>Click/tap the SETTINGS button to open a menu of user-changeable settings:</p> <ul style="list-style-type: none"> <li>• All sounds: Turns the game sounds on or off. You can also use the slider to adjust the volume of game sounds, if it is available on your device.</li> <li>• Game effects and Music: Turn the game effects or music on or off. Alternatively, use the sliders to adjust the volume.</li> <li>• Game Speed: Select the desired spin speed — REGULAR, QUICK SPIN, or SUPER QUICK SPIN. Alternatively, click the QUICK SPIN button, if available on your device, to go from REGULAR to QUICK, from QUICK to SUPER QUICK, and from SUPER QUICK back to REGULAR speed.</li> </ul>  <ul style="list-style-type: none"> <li>• Intro screen: Turns the intro screen on or off.</li> <li>• Spacebar to spin / stop a spin: Enables / disables the option to start or stop a spin using the spacebar.</li> </ul>
	Click/tap the GAME HISTORY button to view the game rounds you have played and the results of those rounds.
	Click/tap the HOW TO PLAY button to view the game rules.
 	Click/tap the FULL SCREEN button to enter the full screen mode or click/tap the EXIT FULL SCREEN button to exit it.
	Click/tap the HOME button to go back to the website homepage.

## Responsible Gaming

The RESPONSIBLE GAMING button allows you to access the page outlining the Responsible Gaming policy. This page provides useful information and links regarding responsible online gaming behaviour and how to set limitations to your game sessions.



## Unfinished Game Rounds

Any unfinished game rounds are resolved automatically after a period of inactivity.

In the event of malfunction of the gaming hardware/software, all affected game bets are rendered void and all affected bets are refunded.

## Game Number

Each game round is identified by a unique GAME NUMBER.

# 21:10:10

This number reflects when the game round began in terms of GMT by *hour: minute: second*. Please use this game number for reference (or take a screenshot of the game number) if you wish to contact Customer Service regarding a particular round.

## Shortcut Keys

Shortcut keys can be used to quickly perform useful game functions.

KEY	FUNCTION
ESC	When applicable, the ESC key can be used to: <ul style="list-style-type: none"><li>• Exit full-screen mode.</li><li>• Close an open pop-up window (Game History, How to Play, Settings, etc.).</li></ul>
SPACEBAR	When applicable, the SPACEBAR key can be used to: <ul style="list-style-type: none"><li>• Start a spin (if the “Spacebar to spin / stop spin” option is enabled).</li><li>• Skip some of the animations and end the game round more quickly if possible.</li></ul>

## Technical Information

Game rules generated:  
2024-02-15 14:53:34

Game server version:  
1.0