

Game Basics

Buckshot Wilds™ is a 5-reel, 4-row video slot game with the Expanding Wilds feature, Expanding Reels feature, Free Spins, and the Buy Feature. It also offers the Bonus Bet feature that can be used to get a guaranteed Wild symbol each spin and a chance to win more Free Spins.

The game is played with different bet values and 20 bet lines in the main game, and 48 bet lines in Free Spins. The number of bet lines also increases to 48 in the main game when the Expanding Reels feature is activated. Bet line wins pay if in succession from the leftmost reel to the rightmost reel, without gaps. Simultaneous wins on different bet lines are added, and only the highest win per bet line is paid.

A bet line win is equal to the value shown in the Paytable. Symbol payout values shown in the Paytable are dynamic and change in accordance with the selected bet value.

Wild Symbols

In the main game, up to 3 new Wild symbols can appear anywhere on the reels at the start of each spin. Each Wild symbol moves down one row at the start of each spin instead of disappearing from the reels until it leaves the reels from the bottom row. If the Expanding Reels feature is activated, exactly 1 new Wild symbol appears on the reels during that spin.

Wild symbols substitute for all symbols except for the Scatter symbols. Wild symbol substitution pays the highest possible winning combination on a bet line, according to the Paytable.

Whenever the bet is changed, all Wild symbols are saved with the bet and disappear from the reels. Whenever the bet is changed back, they are restored together with the bet. Wild symbols that appear in the Expanding Wilds feature are not restored together with the bet.

Note: The saved data is subject to expire.

Expanding Reels Feature

The Expanding Reels feature can be randomly activated at the start of any spin in the main game. When the Expanding Reels feature is activated, Wild symbols move one row down, and then the reels expand downwards by 4 rows to 8 rows, increasing the number of bet lines to 48. During the spin that activated the Expanding Reels feature, per each Wild symbol on one of the top 4 rows, another Wild symbol is guaranteed to appear 4 positions lower on the same reel.

Expanding Wilds Feature

When a Wild symbol appearing on the reels or moving down a row covers a Trigger symbol in the main game or in Free Spins, the Expanding Wilds feature is activated. All symbols except for the Wild symbols horizontally, vertically, and diagonally adjacent to the Wild symbol that activated the Expanding Wilds feature are replaced with Wild symbols, which disappear from the reels at the start of the next spin.

Free Spins

3, 4, or 5 Scatter symbols, including Scatter symbols covered with Wild symbols, activate 6, 10, or 15 Free Spins (8, 12, or 20 with an active Bonus Bet), respectively. Scatter symbols appear anywhere on the reels and activate Free Spins after the wins are evaluated. At the start of Free Spins, the reels are expanded to 8 rows and remain expanded until the end of Free Spins. During the first Free Spin, 1, 2, or 3 Wild symbols appear randomly on the reels, while during each of the following Free Spins, exactly 1 new Wild symbol appears randomly on the reels. In Free Spins, Scatter symbols can appear anywhere on the reels, and each Scatter symbol awards one additional Free Spin.

Free Spins are played at the same bet as the round that activated Free Spins. At the end of Free Spins, the total win from Free Spins is added to any wins from the round that activated Free Spins, and the game returns to the round that activated Free Spins.

Bonus Bet

Activating the Bonus Bet costs 2 times the bet per spin. When the Bonus Bet is active:

- In the main game, at least 1 new Wild symbol is guaranteed to appear on the reels each spin, and the chance that the Expanding Reels feature will be activated increases. Additionally, the chance that 3 or more Scatter symbols will appear on the reels awarding Free Spins is also increased.
- With the Bonus Bet active, 3, 4, or 5 Scatter symbols, including Scatter symbols covered with Wild symbols, activate 8, 12, or 20 Free Spins, respectively.

Buy Feature

Free Spins can be activated with the Buy Feature at any time.

Activating Free Spins costs 50 times the bet for 8 Free Spins without the Bonus Bet and 67.5 times the bet for 8 Free Spins with the Bonus Bet.

When Free Spins are activated with the Buy Feature, Free Spins start immediately without a main game spin.

Return to Player

The theoretical return to player for this game is 94.00%.

The theoretical return to player in the Buy Feature is 94.00%.

The theoretical return to player in the Bonus Bet for this game is 94.08%.

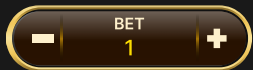
The theoretical return to player in the Buy Feature with the Bonus Bet for this game is 94.08%.

Betting

To play the game, you must have sufficient funds to cover your bet. You can see your current BALANCE on your screen.

BALANCE
500.00

To start playing, first select the bet value. Click/tap "+" or "-" to increase or reduce the bet or click/tap on the bet value in the middle and select a bet value from a scrollable list. Please note that the selected bet will be applied to each spin. If your balance becomes insufficient to play, your bet will be automatically reduced to the highest available bet value.



Minimum bet: 0.2

Maximum bet: 500

Once you have chosen the bet, click/tap the SPIN button to start playing.



During a spin, you can use the STOP button to stop the reels more quickly if possible.



To use the Buy Feature, click/tap the BUY FEATURE button. In the Buy Feature panel, you can choose the spin bet that is used to calculate the total Buy Feature cost and the winnings.



To activate or deactivate the Bonus Bet feature, click/tap the BONUS BET button.



Autoplay

Autoplay allows you to repeat your selected bet for a chosen number of game rounds.

To start Autoplay, choose the desired bet value and then click/tap the Autoplay button.



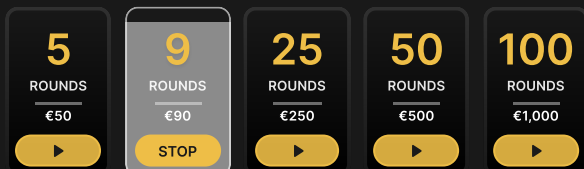
In the Autoplay panel, you can start Autoplay by selecting the number of rounds you want your bet to be repeated for.



Your selected number of Autoplay rounds will be displayed on the Autoplay button. The number of remaining Autoplay rounds will be updated, once Autoplay is started.

Autoplay

BET PER ROUND €10



Your total Autoplay bet amount is calculated by multiplying the number of Autoplay rounds with the value of your bet. It is indicated under each Autoplay option. The remaining Autoplay bet amount will also be displayed under the chosen Autoplay option, once Autoplay has started.

Your automatic game rounds will continue until either your chosen number of Autoplay rounds are complete, you choose to stop Autoplay by clicking/tapping STOP, or the Free Spins round is activated.











STOP

When Autoplay is stopped, you will be able to start Autoplay with the previously selected bet and number of rounds again by clicking/tapping REPEAT.

REPEAT

While Autoplay is running, it is not possible to change your bets. You should stop Autoplay to change the bets.

Other Controls

BUTTON	FUNCTION
	Click/tap the PAYTABLE button to view the winning combinations and payouts.
 	Click/tap the SOUND button to turn the game sounds on or off. Alternatively, use the slider to adjust the volume of game sounds. The button and/or the slider might not be available on some devices.
 	<p>Click/tap the SETTINGS button to open a menu of user-changeable settings:</p> <ul style="list-style-type: none">• All sounds: Turns the game sounds on or off. You can also use the slider to adjust the volume of game sounds, if it is available on your device.• Game effects and Music: Turn the game effects or music on or off. Alternatively, use the sliders to adjust the volume.• Game Speed: Select the desired spin speed — REGULAR, QUICK SPIN, or SUPER QUICK SPIN. Alternatively, click the QUICK SPIN button, if available on your device, to go from REGULAR to QUICK, from QUICK to SUPER QUICK, and from SUPER QUICK back to REGULAR speed. <ul style="list-style-type: none">• Intro screen: Turns the intro screen on or off.• Spacebar to spin / stop a spin: Enables/disables the option to start or stop a spin using the spacebar.
	Click/tap the GAME HISTORY button to view the game rounds you have played and the results of those rounds.
	Click/tap the HOW TO PLAY button to view the game rules.
 	Click/tap the FULL SCREEN button to enter the full screen mode or click/tap the EXIT FULL SCREEN button to exit it.
	Click/tap the HOME button to go back to the website homepage.

Responsible Gaming

The RESPONSIBLE GAMING button allows you to access the page outlining the Responsible Gaming policy. This page provides useful information and links regarding responsible online gaming behaviour and how to set limitations to your game sessions.



Unfinished Game Rounds

Any unfinished game rounds are resolved automatically after a period of inactivity.

In the event of malfunction of the gaming hardware/software, all affected game bets are rendered void and all affected bets are refunded.

Game Number

Each game round is identified by a unique GAME NUMBER.

21:10:10

This number reflects when the game round began in terms of GMT by *hour: minute: second*. Please use this game number for reference (or take a screenshot of the game number) if you wish to contact Customer Service regarding a particular round.

Shortcut Keys

Shortcut keys can be used to quickly perform useful game functions.

KEY	FUNCTION
ESC	When applicable, the ESC key can be used to: <ul style="list-style-type: none">• Exit full-screen mode.• Close an open pop-up window (Game History, How to Play, Settings, etc.).
SPACEBAR	When applicable, the SPACEBAR key can be used to: <ul style="list-style-type: none">• Start a spin (if the “Spacebar to spin / stop spin” option is enabled).• Skip some of the animations and end the game round more quickly if possible.

Technical Information

Game rules generated:
2024-01-11 16:14:14

Game server version:
1.0