


## Game Basics

Royal Nuts is a 5-reel video slot with the Random feature, the Golden Wild Nuts feature, Free Spins with Gem Collection, and the Buy Feature. The reels are arranged in a diamond pattern where reels 1–5 are 3, 4, 5, 4, and 3 symbols high from left to right.

The game is played with 36 bet lines (fixed) that pay if in succession from the leftmost reel to the rightmost reel, without gaps. Simultaneous wins on different bet lines are added, and only the highest win per bet line is paid.

A bet line win is equal to the value shown in the Paytable. Symbol payout values shown in the Paytable are dynamic and change in accordance with the selected bet value.



## Random Feature

During each spin in the main game, the Golden Wild Nuts feature may be activated as a random feature. The random feature is activated after the initial spin and before the wins are evaluated. The Golden Wild Nuts

activates one of the following types of Wilds: Regular Wild, Stacked Wild, or Expanding Wild.

The three high-win symbols blue, red, and green Royal Nuts adjacent to the reels, highlight and display the Golden Wild Nuts feature transformation for each symbol during each spin. Each high-win symbol transforms independently depending on the type of Wild activated. Symbol transformation affects all high-win symbols of the same type that appear on the reels.

When Regular Wild is activated, one high-win symbol transforms into a Wild. When the Stacked Wild is activated, one high-win symbol transforms into a Stacked Wild and can appear in random stacks of at least 2 and up to 4 symbols high in main game and, 5 symbols high in Free Spins, depending on the height of the reel. When the Expanding Wild is activated, one high-win symbol transforms into an Expanding Wild which expands to cover all positions on the respective reel.



Wild symbols substitute for all symbols except for the Scatter symbols. Wild symbol substitution pays the highest possible winning combination on a bet line, according to the Paytable.

## **Free Spins**

3, 4, or 5 Scatter symbols appearing anywhere on the reels in the main game activate 10, 15, or 20 Free Spins respectively. Scatter symbols do not appear in Free Spins.

In Free Spins collecting gems activates the Golden Wild Nuts feature. The high-win symbols adjacent to the reels collect gems that can appear anywhere on the reels. The collection meters for each high-win symbol start at 0 and when a gem appears on the reels, it is collected and increases the meter of a high-win symbol by 1.

Blue, red, and green gems are collected by high-win symbols of the same color. A white gem appearing on the reel increases the meters of all three high-win symbols by 1.

When one collection meter collects 2 gems the Regular Wild is activated for that high-win symbol. Collecting 2 more gems in the same high-win symbol meter activates the Stacked Wild for that symbol. Collecting 2 final gems in the same meter activates the Expanding Wild for that symbol.

The collection meter is complete when it collects 6 gems in total. Gems of the same color as the high-win symbol that its collection meter is full will not appear on the reels. A meter with 6 gems will not increase if a white gem appears on the reel.

The Golden Wild Nuts feature transformations persist during Free Spins and end when Free Spins ends.

Free Spins are played at the same bet as the round that activated Free Spins. At the end of Free Spins, the total win from Free Spins is added to any wins from the round that activated Free Spins, and the game returns to the round that activated Free Spins.

## **Buy Feature**

Free Spins can be activated with the Buy Feature for 65 times the bet.

When Free Spins are activated with the Buy Feature, one free main game spin guaranteed to have 3, 4 or 5 Scatter symbols that activate 10, 15 or 20 Free Spins is played.


## Return to Player

The theoretical return to player for this game is XX.XX%.

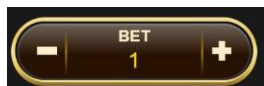
The theoretical return to player in the Buy Feature is XX.XX%.

## Betting

To play the game, you must have sufficient funds to cover your bet. You can see your current BALANCE on your screen.



To start playing, first select the bet value. Click/tap "+" or "-" to increase or reduce the bet or click/tap on the bet value in the middle and select a bet value from a scrollable list. Please note that the selected bet will be applied to each spin. If your balance becomes insufficient to play, your bet will be automatically reduced to the highest available bet value.



Minimum bet: XX.XX  
Maximum bet: XX.XX

Once you have chosen the bet, click/tap the SPIN button to start playing.



During a spin, you can use the STOP button to stop the reels more quickly if possible.



To use the Buy Feature, click/tap the BUY FEATURE button. In the Buy Feature panel, you can choose the spin bet that is used to calculate the total Buy Feature cost and the winnings.



## **Autoplay**

Autoplay allows you to repeat your selected bet for a chosen number of game rounds.

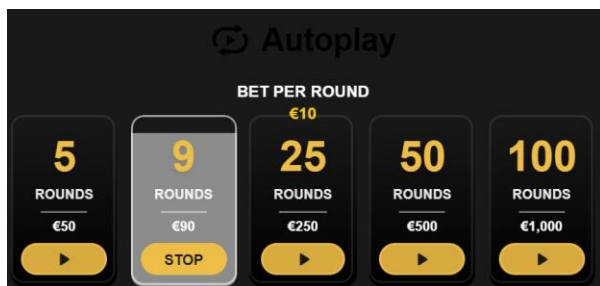
To start Autoplay, choose the desired bet value and then click/tap the Autoplay button.



In the Autoplay panel, you can start Autoplay by selecting the number of rounds you want your bet to be repeated for.

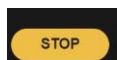


Your selected number of Autoplay rounds will be displayed on the Autoplay button. The number of remaining Autoplay rounds will be updated, once Autoplay is started.



Your total Autoplay bet amount is calculated by multiplying the number of Autoplay rounds with the value of your bet. It is indicated under each Autoplay option. The remaining Autoplay bet amount will also be displayed under the chosen Autoplay option, once Autoplay has started.

Your automatic game rounds will continue until either your chosen number of Autoplay rounds are complete, you choose to stop Autoplay by clicking/tapping STOP, or the Free Spins round is activated.








When Autoplay is stopped, you will be able to start Autoplay with the previously selected bet and number of rounds again by clicking/tapping REPEAT.



While Autoplay is running, it is not possible to change your bets. You should stop Autoplay to change the bets.

## Other Controls

BUTTON	FUNCTION
	Click/tap the PAYTABLE button to view the winning combinations and payouts.
	Click/tap the SOUND button to turn the game sounds on or off. Alternatively, use the slider to adjust the volume of game sounds. The button and/or the slider might not be available on some devices.
	Click/tap the SETTINGS button to open a menu of user-changeable settings:

BUTTON	FUNCTION
	<ul style="list-style-type: none"> <li>• All sounds: Turns the game sounds on or off. You can also use the slider to adjust the volume of game sounds, if it is available on your device.</li> <li>• Game effects and Music: Turn the game effects or music on or off. Alternatively, use the sliders to adjust the volume.</li> <li>• Game Speed: Select the desired spin speed — REGULAR, QUICK SPIN, or SUPER QUICK SPIN. Alternatively, click the QUICK SPIN button, if available on your device, to go from REGULAR to QUICK, from QUICK to SUPER QUICK, and from SUPER QUICK back to REGULAR speed.</li> </ul>  <ul style="list-style-type: none"> <li>• Intro screen: Turns the intro screen on or off.</li> <li>• Spacebar to spin / stop a spin: Enables / disables the option to start or stop a spin using the spacebar.</li> </ul>
	Click/tap the GAME HISTORY button to view the game rounds you have played and the results of those rounds.
	Click/tap the HOW TO PLAY button to view the game rules.
	Click/tap the FULL SCREEN button to enter the full screen mode or click/tap the EXIT FULL SCREEN button to exit it.
	Click/tap the HOME button to go back to the website homepage.

## Responsible Gaming

The RESPONSIBLE GAMING button allows you to access the page outlining the Responsible Gaming policy. This page provides useful information and links regarding responsible online gaming behaviour and how to set limitations to your game sessions.



## Unfinished Game Rounds

Any unfinished game rounds are resolved automatically after a period of inactivity.

In the event of malfunction of the gaming hardware/software, all affected game bets are rendered void and all affected bets are refunded.

## Game Number

Each game round is identified by a unique GAME NUMBER.

# 21:10:10

This number reflects when the game round began in terms of GMT by *hour: minute: second*. Please use this game number for reference (or take a screenshot of the game number) if you wish to contact Customer Service regarding a particular round.

## Shortcut Keys

Shortcut keys can be used to quickly perform useful game functions.

KEY	FUNCTION
ESC	<p>When applicable, the ESC key can be used to:</p> <ul style="list-style-type: none"><li>• Exit full-screen mode.</li><li>• Close an open pop-up window (Game History, How to Play, Settings, etc.).</li></ul>
SPACEBAR	<p>When applicable, the SPACEBAR key can be used to:</p> <ul style="list-style-type: none"><li>• Start a spin (if the “Spacebar to spin / stop spin” option is enabled).</li><li>• Skip some of the animations and end the game round more quickly if possible.</li></ul>