

Game Basics

101 Candies is a 7-reel, 7-row video slot with the Cluster Pays™ mechanic and a range of exciting features, including the Wild Conveyor feature with multipliers of up to x101, Feature Coin symbols, Free Spins.

The game is played with clusters of symbols, with wins awarded for clusters of 5 or more of the same symbols. A symbol is part of a cluster if it is horizontally or vertically adjacent to the same symbol. Multiple clusters of the same symbol that are not adjacent to each other pay as separate clusters. Only the highest win per cluster is paid, and simultaneous wins from multiple clusters are added.

A cluster win starts an Avalanche™. Symbols in winning combinations and Feature Coin symbols disappear, leaving space for a new Avalanche of symbols. The Avalanches continue until there are no more wins.

A cluster win is equal to the value shown in the Paytable multiplied by any applicable multipliers. Symbol payout values shown in the Paytable are dynamic and change in accordance with the selected bet value.

Wild Conveyor Feature

In the main game and in Free Spins, there is a Wild Conveyor with a set of Wild symbols with multipliers from x2 to x101 in ascending order. Only five Wild symbols are visible at a time, and when one or more Wild symbols disappear from the Wild Conveyor all Wild symbols move to the left until five Wild symbols are visible.

During each Avalanche, the leftmost Wild symbol from the Wild Conveyor moves to the reels and replaces a random symbol before the wins are evaluated. Wild symbols cannot replace Scatter symbols or other Wild symbols.

Wild symbols substitute for all symbols except for Feature Coin symbols and Scatter symbols. Wild symbol substitution pays the highest possible winning combination in a cluster according to the Paytable. If a winning cluster contains one or more Wild symbols, the win is multiplied by the sum of the multipliers of all Wild symbols in the winning cluster. If a Wild symbol is a part of multiple winning clusters, its multiplier is applied to each of those clusters. Wild symbols award a win only in combination with other symbols.

In the main game, the Wild Conveyor is reset at the start of each spin, with Wild symbols reverting to starting multiplier values and positions on the Wild Conveyor. In Free Spins, the Wild Conveyor is only reset once, at the start of Free Spins.

If there are not enough Wild symbols on the Wild Conveyor to replace Wild symbols that move to the reels, additional Wild symbols with x101 multipliers are added to the Wild Conveyor until there are 5 Wild symbols on the Wild Conveyor.

Feature Coin Symbols

Up to one Feature Coin symbol can appear anywhere on the reels during each Avalanche. Feature Coin symbols activate, then disappear from the reels and start an Avalanche before a Wild symbol is moved from the Wild Conveyor to the reels.

There are four different Feature Coin symbols:

- Upgrade symbol increases multipliers of all Wild symbols by 1 up to a maximum of x101.
- Destroy symbol removes five leftmost Wild symbols from the Wild Conveyor.
- Scramble symbol shuffles all Wild symbols on the Wild Conveyor.
- Transform symbol chooses a random symbol on the reels and replaces all instances of that symbol with instances of one other symbol. Transform symbol cannot choose a Scatter symbol or a Wild symbol.

Free Spins

Scatter symbols can appear anywhere on the reels during initial spins in the main game and during Avalanches, and 3 or more Scatter symbols appearing on the reels activate Free Spins according to the following table when there are no more wins:

Scatter symbols	Free Spins
3	10
4	11
5	12
6	13
7	14
8	15

In Free Spins, the Wild Conveyor is only reset once, at the start of Free Spins.

Free Spins are played at the same bet as the round that activated Free Spins. At the end of Free Spins, the total win from Free Spins is added to any wins from the round that activated Free Spins, and the game returns to the round that activated Free Spins.

Return to Player

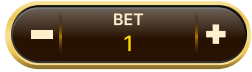
The theoretical return to player for this game is 96.08%.

Betting

To play the game, you must have sufficient funds to cover your bet. You can see your current BALANCE on your screen.

BALANCE
500.00

To start playing, first select the bet value. Click/tap "+" or "-" to increase or reduce the bet or click/tap on the bet value in the middle and select a bet value from a scrollable list. Please note that the selected bet will be applied to each spin. If your balance becomes insufficient to play, your bet will be automatically reduced to the highest available bet value.



Minimum bet: 0.2

Maximum bet: 500

Once you have chosen the bet, click/tap the SPIN button to start playing.



During a spin, you can use the STOP button to stop the reels more quickly if possible.



Autoplay

Autoplay allows you to repeat your selected bet for a chosen number of game rounds.

To start Autoplay, choose the desired bet value and then click/tap the Autoplay button.

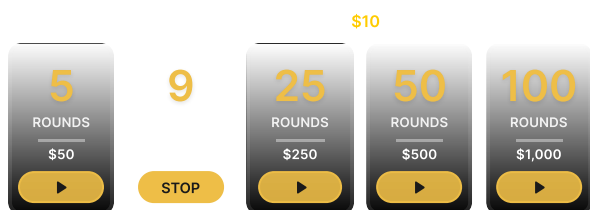


In the Autoplay panel, you can start Autoplay by selecting the number of rounds you want your bet to be repeated for.



Your selected number of Autoplay rounds will be displayed on the Autoplay button. The number of remaining Autoplay rounds will be updated, once Autoplay is started.

Autoplay



Your total Autoplay bet amount is calculated by multiplying the number of Autoplay rounds with the value of your bet. It is indicated under each Autoplay option. The remaining Autoplay bet amount will also be displayed under the chosen Autoplay option, once Autoplay has started.

Your automatic game rounds will continue until either your chosen number of Autoplay rounds are complete, you choose to stop Autoplay by clicking/tapping STOP, or the Free Spins round is activated.













When Autoplay is stopped, you will be able to start Autoplay with the previously selected bet and number of rounds again by clicking/tapping REPEAT.



While Autoplay is running, it is not possible to change your bets. You should stop Autoplay to change the bets.

Other Controls

BUTTON	FUNCTION
	Click/tap the PAYTABLE button to view the winning combinations and payouts.
 	Click/tap the SOUND button to turn the game sounds on or off. Alternatively, use the slider to adjust the volume of game sounds. The button and/or the slider might not be available on some devices.
	Click/tap the SETTINGS button to open a menu of user-changeable settings: <ul style="list-style-type: none">• All sounds: Turns the game sounds on or off. You can also use the slider to adjust the volume of game sounds, if it is available on your device.• Game effects and Music: Turn the game effects or music on or off. Alternatively, use the sliders to adjust the volume.• Game Speed: Select the desired spin speed — REGULAR, QUICK SPIN, or SUPER QUICK SPIN. Alternatively, click the QUICK SPIN button, if available on your device, to go from REGULAR to QUICK, from QUICK to SUPER QUICK, and from SUPER QUICK back to

BUTTON	FUNCTION
	<p>REGULAR speed.</p>  <ul style="list-style-type: none"> • Intro screen: Turns the intro screen on or off. • Spacebar to spin / stop a spin: Enables / disables the option to start or stop a spin using the spacebar.
	Click/tap the GAME HISTORY button to view the game rounds you have played and the results of those rounds.
	Click/tap the HOW TO PLAY button to view the game rules.
 	Click/tap the FULL SCREEN button to enter the full screen mode or click/tap the EXIT FULL SCREEN button to exit it.
	Click/tap the HOME button to go back to the website homepage.

Responsible Gaming

The RESPONSIBLE GAMING button allows you to access the page outlining the Responsible Gaming policy. This page provides useful information and links regarding responsible online gaming behaviour and how to set limitations to your game sessions.



Unfinished Game Rounds

Any unfinished game rounds are resolved automatically after a period of inactivity.

In the event of malfunction of the gaming hardware/software, all affected game bets are rendered void and all affected bets are refunded.

Game Number

Each game round is identified by a unique GAME NUMBER.

This number reflects when the game round began in terms of GMT by *hour: minute: second*. Please use this game number for reference (or take a screenshot of the game number) if you wish to contact Customer Service regarding a particular round.

Shortcut Keys

Shortcut keys can be used to quickly perform useful game functions.

KEY	FUNCTION
ESC	<div>When applicable, the ESC key can be used to:</div> <ul style="list-style-type: none">Exit full-screen mode.Close an open pop-up window (Game History, How to Play, Settings, etc.).
SPACEBAR	<div>When applicable, the SPACEBAR key can be used to:</div> <ul style="list-style-type: none">Start a spin (if the “Spacebar to spin / stop spin” option is enabled).Skip some of the animations and end the game round more quickly if possible.

Technical Information

Game rules generated:
2024-02-16 11:30:11

Game server version:
1.0