

Game Basics

Space Wars Megaways™ XXXtreme is a 6-reel Megaways™ video slot featuring Re-Spins with stacked winning symbols, and two types of XXXtreme Spins.

The game is played with up to 117649 Megaways™ and different bet values. The number of symbols landing on the reels ranges from 2 to 7 symbols for each reel. A Megaways™ counter on the top half of the screen shows the number of Megaways™ for each spin.

Matching symbols in any position on three or more adjacent reels, starting from the leftmost reel to the rightmost reel without gaps, result in a Megaways™ win. More Megaways™ wins are created when additional instances of the symbol appear on the same reels that create the longest Megaways™ win. Only the longest matching combination per symbol is paid.

A Megaways™ win is equal to the value shown in the Paytable. Symbol payout values shown in the Paytable are dynamic and change in accordance with the selected bet value.

Megaways™ Calculation Example

The longest winning combination of the crystals symbols is 5 symbols on reels 1–5. The number of winning Megaways™ is calculated by multiplying the number of crystals symbols on each of these reels: $5 \times 2 \times 3 \times 4 \times 3 = 360$ winning Megaways™.



Wild Symbols

During the main game and during Re-Spins, Wild symbols can only appear on reels 2, 4, and 6, and they substitute for all symbols.

Wild symbol substitution pays the highest possible winning Megaways™ combination according to the Paytable.

Re-Spins

A winning Megaways™ combination in the main game awards a Re-Spin, after wins are evaluated.

The symbol in the winning combination in the main game appears stacked during Re-Spins to form a new winning combination.

The number of reels and of symbols per reel during the Re-Spin remains the same as they were on the spin that activated Re-Spins.

Re-Spins are played at the same bet as the round that activated Re-Spins. At the end of Re-Spins, the total win from it is added to any wins from the round that activated Re-Spins.

XXXtreme Spins

XXXtreme Spins can be activated to guarantee a certain number of Megaways™ on the reels during each spin.

Activating XXXtreme Spins costs 10 times the bet per spin for at least 10,000 Megaways™, and 75 times the bet per spin for at least 50,000 Megaways™.

XXXtreme Spins remain active for every spin until manually deactivated.

Return to Player

The theoretical return to player for this game is 96.14%.

The theoretical return to player for this game with activated XXXtreme Spins with 10,000 Megaways™ is XX.XX%.

The theoretical return to player for this game with activated XXXtreme Spins with 50,000 Megaways™ is XX.XX%.


Betting

To play the game, you must have sufficient funds to cover your bet. You can see your current BALANCE on your screen.

BALANCE

500.00

To start playing, first select the bet value. Click/tap "+" or "-" to increase or reduce the bet or click/tap on the bet value in the middle and select a bet value from a scrollable list. Please note that the selected bet will be applied to each spin. If your balance becomes insufficient to play, your bet will be automatically reduced to the highest available bet value.



Minimum bet: 0.2

Maximum bet: 500

Once you have chosen the bet, click/tap the SPIN button to start playing.



During a spin, you can use the STOP button to stop the reels more quickly if possible.



Autoplay

Autoplay allows you to repeat your selected bet for a chosen number of game rounds.

To start Autoplay, choose the desired bet value and then click/tap the Autoplay button.



In the Autoplay panel, you can start Autoplay by selecting the number of rounds you want your bet to be repeated for.



Your selected number of Autoplay rounds will be displayed on the Autoplay button. The number of remaining Autoplay rounds will be updated, once Autoplay is started.

Autoplay



Your total Autoplay bet amount is calculated by multiplying the number of Autoplay rounds with the value of your bet. It is indicated under each Autoplay option. The remaining Autoplay bet amount will also be displayed under the chosen Autoplay option, once Autoplay has started.

Your automatic game rounds will continue until either your chosen number of Autoplay rounds are complete, you choose to stop Autoplay by clicking/tapping STOP, or the Free Spins round is activated.





STOP







When Autoplay is stopped, you will be able to start Autoplay with the previously selected bet and number of rounds again by clicking/tapping REPEAT.

REPEAT

While Autoplay is running, it is not possible to change your bets. You should stop Autoplay to change the bets.

Other Controls

BUTTON	FUNCTION
	Click/tap the PAYTABLE button to view the winning combinations and payouts.
 	Click/tap the SOUND button to turn the game sounds on or off. Alternatively, use the slider to adjust the volume of game sounds. The button and/or the slider might not be available on some devices.
	Click/tap the SETTINGS button to open a menu of user-changeable settings:

BUTTON	FUNCTION
	<ul style="list-style-type: none"> • All sounds: Turns the game sounds on or off. You can also use the slider to adjust the volume of game sounds, if it is available on your device. • Game effects and Music: Turn the game effects or music on or off. Alternatively, use the sliders to adjust the volume. • Game Speed: Select the desired spin speed — REGULAR, QUICK SPIN, or SUPER QUICK SPIN. Alternatively, click the QUICK SPIN button, if available on your device, to go from REGULAR to QUICK, from QUICK to SUPER QUICK, and from SUPER QUICK back to REGULAR speed.  <ul style="list-style-type: none"> • Intro screen: Turns the intro screen on or off. • Spacebar to spin / stop a spin: Enables / disables the option to start or stop a spin using the spacebar.
	Click/tap the GAME HISTORY button to view the game rounds you have played and the results of those rounds.
	Click/tap the HOW TO PLAY button to view the game rules.
 	Click/tap the FULL SCREEN button to enter the full screen mode or click/tap the EXIT FULL SCREEN button to exit it.
	Click/tap the HOME button to leave the game.

Responsible Gaming

The RESPONSIBLE GAMING button allows you to access the page outlining the Responsible Gaming policy. This page provides useful information and links regarding responsible online gaming behaviour and how to set limitations to your game sessions.



Unfinished Game Rounds

Any unfinished game rounds are resolved automatically after a period of inactivity.

In the event of malfunction of the gaming hardware/software, all affected game bets are rendered void and all affected bets are refunded.

Game Number

Each game round is identified by a unique GAME NUMBER.

This number reflects when the game round began in terms of GMT by *hour: minute: second*. Please use this game number for reference (or take a screenshot of the game number) if you wish to contact Customer Service regarding a particular round.

Shortcut Keys

Shortcut keys can be used to quickly perform useful game functions.

KEY	FUNCTION
ESC	<p>When applicable, the ESC key can be used to:</p> <ul style="list-style-type: none">• Exit full-screen mode.• Close an open pop-up window (Game History, How to Play, Settings, etc.).
SPACEBAR	<p>When applicable, the SPACEBAR key can be used to:</p> <ul style="list-style-type: none">• Start a spin (if the “Spacebar to spin / stop spin” option is enabled).• Skip some of the animations and end the game round more quickly if possible.

Technical Information

Game rules generated:
2024-06-17 08:07:50

Game server version:
1.0

