

## Game Basics

Elk Hunter™ is a 4-reel, 6-row video slot with the Scatter Pays mechanic. The game features Multiplier Wild symbols and Free Spins.

The game is played with scattered combinations of symbols and different bet values. 6 or more Elk symbols and 8 or more other symbols appearing anywhere on the reels award a scattered win. Simultaneous scattered wins from combinations of different symbols are added. Only the highest win per scattered combination is paid.

A scattered win is equal to the value shown in the Paytable. Symbol payout values are dynamic and change in accordance with the selected bet value.

## Multiplier Wild Symbols

Multiplier Wild symbols with multipliers of x2, x3, x5, or x10 can appear anywhere on the reels in the main game and in Free Spins. All scattered wins that include a Multiplier Wild symbol are multiplied by its multiplier. If a scattered win includes two or more Multiplier Wild symbols, it is multiplied by the sum of their multipliers.

A maximum of 5 Multiplier Wild symbols can appear on the reels at a time.

Multiplier Wild symbols substitute for all symbols except for Free Spins symbols and other Multiplier Wild symbols. Multiplier Wild symbol substitution pays the highest possible win on a scattered combination according to the Paytable.

## Free Spins

3 Free Spins symbols appearing anywhere on the reels in the main game activate 7 Free Spins, while 2 or 3 Free Spins symbols appearing on the reels in Free Spins award 2 or 5 additional Free Spins accordingly.

Multiplier Wild symbols appearing on the reels in Free Spins remain on the reels until the end of Free Spins.

Free Spins are played at the same bet as the round that activated Free Spins. At the end of Free Spins, the total win from Free Spins is added to any wins from the round that activated Free Spins, and the game returns to the round that activated Free Spins.

## Return to Player

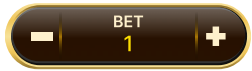
The theoretical return to player for this game is 96.05%.

## Betting

To play the game, you must have sufficient funds to cover your bet. You can see your current BALANCE on your screen.

BALANCE  
**500.00**

To start playing, first select the bet value. Click/tap "+" or "-" to increase or reduce the bet or click/tap on the bet value in the middle and select a bet value from a scrollable list. Please note that the selected bet will be applied to each spin. If your balance becomes insufficient to play, your bet will be automatically reduced to the highest available bet value.



Minimum bet: 0.2  
Maximum bet: 500

Once you have chosen the bet, click/tap the SPIN button to start playing.



During a spin, you can use the STOP button to stop the reels more quickly if possible.



## Autoplay

Autoplay allows you to repeat your selected bet for a chosen number of game rounds.

To start Autoplay, choose the desired bet value and then click/tap the Autoplay button.

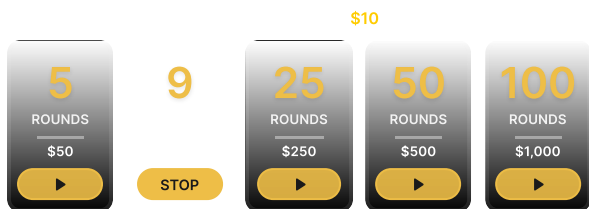


In the Autoplay panel, you can start Autoplay by selecting the number of rounds you want your bet to be repeated for.



Your selected number of Autoplay rounds will be displayed on the Autoplay button. The number of remaining Autoplay rounds will be updated, once Autoplay is started.

## Autoplay



Your total Autoplay bet amount is calculated by multiplying the number of Autoplay rounds with the value of your bet. It is indicated under each Autoplay option. The remaining Autoplay bet amount will also be displayed under the chosen Autoplay option, once Autoplay has started.

Your automatic game rounds will continue until either your chosen number of Autoplay rounds are complete, you choose to stop Autoplay by clicking/tapping STOP, or the Free Spins round is activated.





STOP







When Autoplay is stopped, you will be able to start Autoplay with the previously selected bet and number of rounds again by clicking/tapping REPEAT.

REPEAT

While Autoplay is running, it is not possible to change your bets. You should stop Autoplay to change the bets.

## Other Controls

BUTTON	FUNCTION
	Click/tap the PAYTABLE button to view the winning combinations and payouts.
 	Click/tap the SOUND button to turn the game sounds on or off. Alternatively, use the slider to adjust the volume of game sounds. The button and/or the slider might not be available on some devices.
	Click/tap the SETTINGS button to open a menu of user-changeable settings: <ul style="list-style-type: none"><li>• All sounds: Turns the game sounds on or off. You can also use the slider to adjust the volume of game sounds, if it is available on your device.</li><li>• Game effects and Music: Turn the game effects or music on or off. Alternatively, use the sliders to adjust the volume.</li><li>• Game Speed: Select the desired spin speed — REGULAR, QUICK SPIN, or SUPER QUICK SPIN. Alternatively, click the QUICK SPIN button, if available on your device, to go from REGULAR to QUICK, from QUICK to SUPER QUICK, and from SUPER QUICK back to</li></ul>

BUTTON	FUNCTION
	<p>REGULAR speed.</p>  <ul style="list-style-type: none"> <li>• Intro screen: Turns the intro screen on or off.</li> <li>• Spacebar to spin / stop a spin: Enables / disables the option to start or stop a spin using the spacebar.</li> </ul>
	Click/tap the GAME HISTORY button to view the game rounds you have played and the results of those rounds.
	Click/tap the HOW TO PLAY button to view the game rules.
 	Click/tap the FULL SCREEN button to enter the full screen mode or click/tap the EXIT FULL SCREEN button to exit it.
	Click/tap the HOME button to go back to the website homepage.

## Responsible Gaming

The RESPONSIBLE GAMING button allows you to access the page outlining the Responsible Gaming policy. This page provides useful information and links regarding responsible online gaming behaviour and how to set limitations to your game sessions.



## Unfinished Game Rounds

Any unfinished game rounds are resolved automatically after a period of inactivity.

In the event of malfunction of the gaming hardware/software, all affected game bets are rendered void and all affected bets are refunded.

## Game Number

Each game round is identified by a unique GAME NUMBER.

This number reflects when the game round began in terms of GMT by *hour: minute: second*. Please use this game number for reference (or take a screenshot of the game number) if you wish to contact Customer Service regarding a particular round.

## Shortcut Keys

Shortcut keys can be used to quickly perform useful game functions.

KEY	FUNCTION
ESC	When applicable, the ESC key can be used to: <ul style="list-style-type: none"><li>• Exit full-screen mode.</li><li>• Close an open pop-up window (Game History, How to Play, Settings, etc.).</li></ul>
SPACEBAR	When applicable, the SPACEBAR key can be used to: <ul style="list-style-type: none"><li>• Start a spin (if the “Spacebar to spin / stop spin” option is enabled).</li><li>• Skip some of the animations and end the game round more quickly if possible.</li></ul>

Technical Information

Game rules generated:  
2024-02-16 11:30:11

Game server version:  
1.0