

## Game Objective

**Crazy Time** is an exciting game show and variation of the popular money wheel game of chance that is played using a large 54-segment vertical wheel, spun by the game presenter. In addition, a multiplier will be randomly assigned to every spin of the wheel.

The objective of the game is to predict the segment the wheel is going to stop at when the wheel comes to rest after the spin. Crazy Time also features amazing Bonus games which will grant you multipliers! Simply place your bet on the Cash Hunt, Pachinko, Coin Flip and Crazy Time Bonus game bet spots and watch as the multipliers won in Bonus games multiply your winnings! Win CRAZY big!

## Game Rules

### Main Game

Simply place your bet on a segment you believe the wheel will stop at: use the number segment bet spots 1, 2, 5, 10, or the Bonus game bet spots — Cash Hunt, Pachinko, Coin Flip and Crazy Time.



When betting time is over, the game presenter will spin the wheel and, simultaneously with the spin of the wheel, a two-reel Top Slot mini-game will begin, displayed on a TV screen above the main game wheel. Each

round the Top Slot will determine one random multiplier for one random bet spot — either a number or Bonus.

If a bet spot and multiplier align on a horizontal line in the middle of the Top Slot, it is a match. That particular multiplier is assigned to the corresponding bet spot and is applicable for the current game round. If the bet spot does not align horizontally with the multiplier, the game will proceed without the Top Slot multiplier.



If the main game wheel also stops on this segment, the payout for this bet spot is multiplied accordingly:

- For number bet spots — payout of the particular number bet spot will be multiplied by the multiplier from the Top Slot
- For Bonus bet spots — the multiplier won in the particular Bonus game will be multiplied by the multiplier from the Top Slot

When the Crazy Time wheel comes to a stop, the winning segment is indicated by the flapper at the top of the wheel. If the wheel stops on the number or Bonus segment you have placed your bet on, you win. Your winnings are multiplied if the multiplier was assigned to this particular bet spot.

All bets on number segments are paid at the odds corresponding to the number in the winning segment, e.g., winning number 5 pays 5 to 1, winning number 10 pays 10 to 1, and so on. The payout odds for Bonus segments are determined during the Bonus side games. The bet placed on the winning segment is returned on top of your winnings.

All players can observe Bonus games but only players who have placed their bet on the corresponding bet spot can participate and win.

## **Bonus Games**

If the wheel stops on a Bonus segment, the Bonus side game is played. Depending on the Bonus segment the wheel has stopped on, players can participate in the Cash Hunt, Pachinko, Coin Flip or Crazy Time Bonus games.

### **Cash Hunt**

In the Cash Hunt Bonus game, a wall of 108 random multipliers will be generated and displayed on the screen. If a multiplier is won in the Top Slot, all 108 multipliers will be multiplied by that multiplier and then covered by random symbols and shuffled. The countdown will begin, during which time you can prepare and aim the cannon at the spot you believe has the highest valued multiplier.



After the countdown is over, the cannon will fire, all covered spots will be revealed and you will see the multiplier you have won.

If no decision was made during the decision time or any interruption occurred, the decision will be made automatically and the spot in the wall will be picked randomly.



## Pachinko

The Pachinko Bonus game features an exciting multiplier wall, containing a random puck drop zone at the top and 16 random multipliers in the landing zone at the bottom. The puck is dropped randomly from zones 4 to 13. Before the puck is dropped, all the multipliers are multiplied by the multiplier from the Top Slot. Follow the puck dropping through pegs and landing on your lucky multiplier.



If the puck lands on DOUBLE, all the multipliers are doubled. DOUBLE is replaced with 50x multiplier. The drop zone is randomised, and the puck is dropped again. See your winnings get multiplied and enjoy!

Occasionally, as a surprise, a Rescue Drop might occur if the puck landed on a 2x, 3x or 4x multiplier. In this case, the drop zone would be randomised and the puck would be dropped again. If a Rescue Drop occurs, all multipliers lower than the multiplier the puck previously landed on will be increased to the value of that previous multiplier.

### **Coin Flip**

'Heads or Tails' — let the coin decide! A red and blue-sided coin will be flipped in this thrilling Coin Flip Bonus game. Two multipliers will be randomly assigned, one to each side of the coin, and displayed on a TV screen.



If a multiplier was assigned to the Coin Flip segment from the Top Slot, it will now be applied to these multipliers, and the new multiplier values will be updated on the screen.

Once the final multiplier values are revealed, the coin is flipped. The side facing up is the winning side, and the multiplier obtained is applied to your winnings.

Occasionally, as a surprise, a Rescue Flip might occur if the assigned multipliers are low. The coin then would be flipped again.

## Crazy Time

What's behind the secret red door? It's the world of the Crazy Time bonus game in which there's a gigantic 64-segment wheel with three flappers and nothing but crazy bonus multipliers on it! If there was a multiplier won in the Top Slot, then all the multipliers on the Crazy Time wheel are multiplied with that multiplier.



Spin to win CRAZY big! Make your decision and choose your flapper — green, blue, or yellow — within the decision time and follow the wheel slowly coming to a stop on the segment of your chosen flapper.



If no decision was made during the decision time or any interruption occurred, the decision will be made automatically, and a flapper will be picked for you randomly. The multiplier of the corresponding segment will multiply your winnings instantly.

Once the wheel has stopped, each of the flappers will point to a different segment. The multiplier of the corresponding segment will be applied to each player's winnings instantly.

If your chosen flapper stops on the DOUBLE segment on the Crazy Time wheel, all multiplier values on the wheel are doubled, and the wheel is spun again for you! If the flapper lands on DOUBLE again on this second spin, DOUBLE is replaced with a 50x multiplier. The third spin results in a game outcome. Crazy Time means crazy winnings!

## Payouts

Segment on Wheel	Number of Segments	Pays
1	21	1–20 to 1
2	13	2–40 to 1
5	7	5–100 to 1
10	4	10–200 to 1
Pachinko	2	2–8000 to 1
Cash Hunt	2	5–10000 to 1
Coin Flip	4	2–2000 to 1
Crazy Time	1	15–8000 to 1

Please note that any malfunction voids the game round and all eventual payouts for the round.

## Return to Player

The optimal theoretical return-to-player (RTP) percentage is 96.08%.

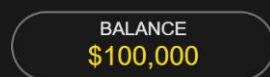
Bet	RTP
1	96.08%
2	95.95%
5	96.08%
10	96.10%
Pachinko	95.70%
Cash Hunt	96.09%
Coin Flip	96.49%
Crazy Time	95.53%

## Place Bets

The BET LIMITS panel shows the minimum and maximum allowed bet limits at the table, which may change from time to time. Open the Bet Limits to check your current limits.

### Crazy Time **\$0 – 5,000**


To participate in the game, you must have sufficient funds to cover your bets. You can see your current BALANCE on your screen.



In the Immersive view, the TIMER informs you of the duration of betting time. After it expires, betting is closed and no more bets are accepted.



In the Classic view, the TRAFFIC LIGHTS tell you the current status in the game round by informing you when you can bet (GREEN light), when betting time is nearly over (YELLOW light), and when betting time has expired (RED light).



The CHIP DISPLAY allows you to select the value of each chip you wish to bet. Only chips of denominations that can be covered by your current balance will be enabled.



Once you have selected a chip, place your bet by simply clicking/tapping the appropriate bet spot. Each time you click/tap the bet spot, the amount of your bet increases by the value of the selected chip or up to



the maximum limit for the type of bet you have selected. Once you have bet the maximum limit, no additional funds will be accepted for that bet, and a message will appear above your bet to notify you that you have bet the maximum.

NOTE: Please do not minimise your browser or open any other tab in your browser while betting time remains and you have placed bets on the table. Such actions may be interpreted as leaving the game, and your bets will therefore be declined for that particular game round.

You can also click/tap the Bet on Four button — for either all four number segment bet spots, or all four Bonus Games bet spots. Simply click/tap the button to place your bets. The value of your selected chip will be placed on the selected bet spots simultaneously.

The REPEAT button allows you to repeat all bets from the previous game round. This button is available only before the first chip is placed.



The DOUBLE (2x) button becomes available after you have placed any bet. Each click/tap doubles all your bets up to the maximum limit. Note that you must have a sufficient account balance to double ALL your placed bets.

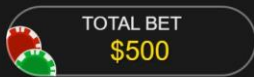


The UNDO button removes the last bet you placed.



You can click/tap the UNDO button repeatedly to remove bets, one by one, in the reverse order in which they were placed. You can clear all your bets by holding the UNDO button.

The TOTAL BET indicator displays the total amount of all bets placed in the current round.



## Live Support

You can chat with the Live Support. Use the Live Support button to enlarge or, alternatively, to close the chat window.



Enter your message in the chat field. To post your message, press Enter or the arrow button within the field.

You can resize and move the Chat window anywhere on your screen.

## Autoplay

Once you have placed a bet, Autoplay allows you to repeat your selected bet or bets for a chosen number of game rounds.

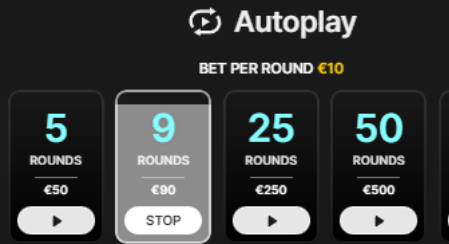
To start Autoplay, place your bets and then click/tap the Autoplay button.



In the Autoplay panel, you can start Autoplay by selecting the number of rounds you want your bets to be repeated for.



Your selected number of Autoplay rounds will be displayed on the Autoplay button. The number of remaining Autoplay rounds will be updated, once Autoplay is started.



Your total Autoplay bet amount is calculated by multiplying the number of Autoplay rounds with the value of your total bet. It is indicated under each Autoplay rounds card. Your remaining Autoplay limit will also be displayed under each Autoplay rounds card, once Autoplay has started.

Your automatic game rounds will continue until either your chosen number of Autoplay rounds are complete, or you choose to stop Autoplay by clicking/tapping STOP.



When Autoplay is stopped, you will be able to repeat previously selected bets and rounds by clicking/tapping REPEAT.



If you place additional bets on the betting grid or double your bets while Autoplay is running, a message will appear that will allow you to choose to continue Autoplay with your changed bets. If you don't confirm to continue, Autoplay will be stopped.

## Chat

You can chat with the game host and other players. Enter your message in the CHAT field. To post your message, press Enter or the arrow button within the field.

Players who misuse the Chat by abusing the game host or other players or using inappropriate and/or offensive language will have their Chat privileges disabled.

Use the CHAT button to enlarge or, alternatively, to close the Chat window.



You can resize and move the Chat window anywhere on your screen.

## Statistics

The winning results of the most recent game rounds are displayed on your screen.



## Tipping

Tipping allows you to thank the game host for the great service he or she has provided. To tip the game host, click/tap on the Tipping icon in the menu to open the Tipping panel.



Place chips on the Tipping spot to the value of the tip you wish to give. Click/tap the CONFIRM button to send your tip.

## Game Number

Each game round is identified by a unique GAME NUMBER.

# 21:10:10

This number reflects when the game round began in terms of GMT by *hour: minute: second*. Please use this game number for reference (or take a screenshot of the game number) if you wish to contact Customer Service regarding a particular round.

## Sound

The SOUND button will mute/unmute all game sounds and voices from the game. Note that if you change tables, the sound will automatically unmute.



You can alter your sound settings by clicking/tapping the SETTINGS button and then selecting the SOUND tab.

## Game History

The HISTORY button will launch a window showing all game rounds you have played and the results of those rounds.



You can review your past gaming activity by viewing your:

- ACCOUNT HISTORY — shows your complete account history as a list of dates, games, bet amounts and payouts. The game round completed most recently appears at the top of the list.
- GAME HISTORY — shows your history related to a particular game once you click/tap the game in the GAME column.

## Settings

The SETTINGS button launches a menu of user-changeable settings.

Your chosen settings will be applied at once and will be stored in your profile. Stored settings will be launched automatically when you log in from any device.

You can alter your general and game settings.



## GENERAL

You can hide/unhide other players' chat messages.

## VIDEO

Your video quality is auto-adjusted, but you can manually change your video quality by selecting the specific stream.

## SOUND

You can mute/unmute all game sounds and voices and adjust their relative volumes.

## Deposit and Withdraw

The CASHIER button will open the cashier/banking window for deposits and withdrawals.



## Responsible Gaming

The RESPONSIBLE GAMING button allows you to access the page outlining the Responsible Gaming policy. This page provides useful information and links regarding responsible online gaming behaviour and how to set limitations to your game sessions.



## Error Handling

If there is an error in the game, system or game procedure, the game round will be temporarily paused while the game host notifies the service manager. You and other players will be notified via Chat, or by an on-screen pop-up message, that the issue is being investigated. If the manager can immediately resolve the error, the game round will continue as normal. If immediate resolution is not possible, the game

round will be cancelled, and the initial bets will be refunded to all the players who participated in the game round.

## Disconnection Policy

If you are disconnected from a game round, any placed bets remain valid and are settled in your absence. Upon reconnecting, you can view the bet outcomes in the History window.

## More Games

The LOBBY button can be selected at any time from any game.



It allows you to easily change the game table or select any other live game. You will not be removed from this game until you have actually selected the new game/table you wish to join. You can use the LOBBY to browse other games while still playing in your current game.

## Shortcut Keys

Shortcut keys can be used to quickly perform useful game functions.

KEY	FUNCTION
Number Keys from 1 onwards	Select the desired chip from the chip display. Key “1” corresponds to the leftmost chip with the lowest value. Key “2” selects the next highest value chip, and so on.
SPACEBAR	Repeat your most recent bet. Press SPACEBAR a second time to double your bet.
CTRL+Z (CMD+Z), DELETE, BACKSPACE	Undo your last bet. Hold for 3 seconds to remove all your bets.
ESC	When applicable, the ESC key can be used to: <ul style="list-style-type: none"><li>• Exit full-screen mode</li><li>• Close an open pop-up window (History, How To Play, Settings, etc.)</li></ul>