

## Paytable

### Symbol Payout Values



750.00

620.00

54.00

40.80

30.20



710.00

66.00

53.00

40.60

30.15



78.00

64.00

52.00

40.45

30.15



76.00

62.00

51.00

40.30

30.10



74.00

61.00

50.50

40.20

30.10



72.00

60.80

50.40

40.10

30.05



72.00

60.80


50.40

40.10

30.05

## Pay Mechanic

The game is played with win matches.



3 or more of the same symbols appearing in a vertical or horizontal line, without gaps, anywhere on the reels award a win. Simultaneous wins from different combinations of symbols are added. Only the highest win per combination is paid.

Malfunction voids all pays and plays. For more information, see Unfinished Game Rounds.

## Game Basics

Starburst Galaxy™ is a 5-reel, 5-row video slot with a Feature Generator, Mega Star and Galaxy Star features with guaranteed Wilds, and the Elevate Feature with 5 options.

Winning combinations and payouts are made according to the Paytable. Symbol payout values shown in the Paytable are dynamic and change in accordance with the selected bet value.

Any win starts an Avalanche™. Symbols in winning combinations disappear while remaining symbols move down to fill empty positions. After all positions are filled, the wins are evaluated again. Avalanches continue until there are no more wins.

## Wild Symbols






When a win combination without a Wild symbol disappears from the reels, a Wild symbol is placed in the position that was at the centre of the disappearing win combination. If there was an even number of symbols in

the disappearing win combination, the Wild symbol is placed for the horizontal win combination in the centre position to the left and for the vertical win combination in the central higher position. If two win combinations intersect with their centres, at least one Wild symbol is placed at the central position(s).

Wild symbols substitute for all symbols except for the Scatter symbol. Wild symbols create winning combinations with other symbols if possible. When 3, 4 or 5 Wild symbols appear in a line and are not able to create a winning combination with another symbol, Wild symbol substitution pays the highest possible winning combination according to the Paytable.

## Feature Generator

In the main game, each winning combination contributes to the progress in the Feature generator, and every 5 win combinations won in a row randomly award one of the following 5 features one by one:


	<b>Destroy</b>	Removes one or more random types of symbols from the reels.
	<b>Random Wilds</b>	Replaces from 3 to 9 payout symbols on the reels with Wild symbols.
	<b>Expanding Wilds</b>	Turns all the Wild symbols on the reels into 3 Wild symbols stacked vertically.
	<b>Line Transform</b>	Fills a row or a reel with a randomly chosen payout symbol.
	<b>Upgrade</b>	Upgrades one or more random symbols of the same type on the reels to a symbol type with a higher payout value.

The awarded features activate when there are no wins on the reels.

## Galaxy Star Feature and Galaxy Meter



The Galaxy Star feature is activated when the fifth feature in the Feature generator is awarded. The play area expands to 7 reels and 7 rows, and a 3x3 Wild symbol is randomly placed on the reels.

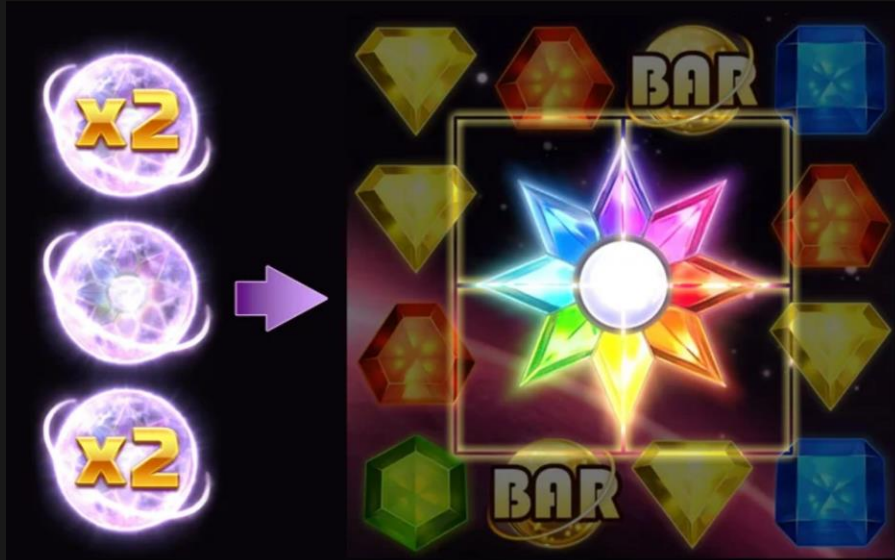


After the wins are evaluated, all win symbols disappear, and from 4 to 8 regular Wild symbols appear on the reels. When the Galaxy Star feature ends, all awarded features left in the Feature generator are activated.

The Galaxy meter is activated when the 3x3 Wild symbol appears on the reels. Each winning combination is added to the Galaxy meter. Every time it reaches 50, the Galaxy Star feature is awarded.

### **Mega Star Feature and Multiplier Collect Meter**

3 Scatter symbols that appear on the reels during the same spin activate the Mega Star feature. A 2x2 Wild symbol is randomly placed on the reels. When the wins are evaluated, all win symbols disappear, and 2 to 5 regular Wild symbols are randomly placed on the reels.








When the Mega Star feature activates, one or more Scatter symbols may have multipliers (x2, x3, x5, x10, x25). The multipliers start the Multiplier Collect Meter, which shows all added multipliers that apply to all winning combinations till the end of the game round.



## Elevate Feature

In-game features can be activated with the Elevate Feature. In the Elevate Feature, one of the following features can be activated per game round:

	<b>Bonus Boost</b>	Increases the chance of reaching the Galaxy Star feature for 3 times the bet.
	<b>Mega Star</b>	Activates the Mega Star feature for 10 times the bet. When the feature is activated, one free main game spin is guaranteed to have 3 Scatters.
	<b>Boosted Mega Star</b>	Activates the Mega Star feature and Multiplier Collect Meter for 50 times the bet. When the feature is activated, one free main game spin is guaranteed to have 3 Scatters that activate the Mega Star feature. At least 2 Scatters will have multipliers.
	<b>Galaxy Star</b>	Guarantees reaching the Galaxy Star feature for 100 times the bet.
	<b>Galaxy Star Bonanza</b>	Starts the Galaxy Star feature with 5 awarded features in the Feature generator for 500 times the bet.

## Return to Player

The theoretical return to player for this game is XX.XX%.

The theoretical return to player in Elevate Feature with Bonus Boost is XX%.

The theoretical return to player in Elevate Feature with Mega Star is XX%.

The theoretical return to player in Elevate Feature with Boosted Mega Star is XX%.

The theoretical return to player in Elevate Feature with Galaxy Star is XX%.

The theoretical return to player in Elevate Feature with Galaxy Star Bonanza is XX.XX%.

## Betting

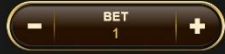
To play the game, you must have sufficient funds to cover your bet. You can see your current BALANCE on your screen.

BALANCE  
500.00

To start playing, first select the bet value. Click/tap "+" or "-" to increase or reduce the bet or click/tap on the bet value in the middle and select a bet



value from a scrollable list. Please note that the selected bet will be applied to each spin. If your balance becomes insufficient to play, your bet will be automatically reduced to the highest available bet value.



Minimum bet: 0.2  
Maximum bet: 500

Once you have chosen the bet, click/tap the SPIN button to start playing.



During a spin, you can use the STOP button to stop the reels more quickly if possible.



To use the Elevate Feature, click/tap the ELEVATE button. In the Elevate Feature panel, select the feature of your choice. The total Elevate cost and the winnings are dynamic and change according to the spin bet value.



Autoplay



Autoplay allows you to repeat your selected bet for a chosen number of game rounds.

To start Autoplay, choose the desired bet value and then click/tap the Autoplay button.



In the Autoplay panel, you can start Autoplay by selecting the number of rounds you want your bet to be repeated for.



Your selected number of Autoplay rounds will be displayed on the Autoplay button. The number of remaining Autoplay rounds will be updated, once Autoplay is started.



Your total Autoplay bet amount is calculated by multiplying the number of Autoplay rounds with the value of your bet. It is indicated under each Autoplay option. The remaining Autoplay bet amount will also be displayed under the chosen Autoplay option, once Autoplay has started.

Your automatic game rounds will continue until either your chosen number of Autoplay rounds are complete, you choose to stop Autoplay by clicking/tapping STOP, or the Free Spins round is activated.













When Autoplay is stopped, you will be able to start Autoplay with the previously selected bet and number of rounds again by clicking/tapping REPEAT.



While Autoplay is running, it is not possible to change your bets. You should stop Autoplay to change the bets.

## Other Controls

BUTTON	FUNCTION
	Click/tap the PAYTABLE button to view the winning combinations and payouts.
 	Click/tap the SOUND button to turn the game sounds on or off. Alternatively, use the slider to adjust the volume of game sounds. The button and/or the slider might not be available on some devices.
	<p>Click/tap the SETTINGS button to open a menu of user-changeable settings:</p> <ul style="list-style-type: none"><li>• All sounds: Turns the game sounds on or off. You can also use the slider to adjust the volume of game sounds, if it is available on your device.</li><li>• Game effects and Music: Turn the game effects or music on or off. Alternatively, use the sliders to adjust the volume.</li><li>• Game Speed: Select the desired spin speed — REGULAR, QUICK SPIN, or SUPER QUICK SPIN. Alternatively, click the QUICK SPIN button, if available on your device, to go from REGULAR to QUICK, from QUICK to SUPER QUICK, and from SUPER QUICK back to REGULAR speed. </li><li>• Intro screen: Turns the intro screen on or off.</li><li>• Spacebar to spin / stop a spin: Enables / disables the option to start or stop a spin using the spacebar.</li></ul>
	Click/tap the GAME HISTORY button to view the game rounds you have played and the results of those rounds.
	Click/tap the HOW TO PLAY button to view the game rules.

BUTTON	FUNCTION
 	Click/tap the FULL SCREEN button to enter the full screen mode or click/tap the EXIT FULL SCREEN button to exit it.
	Click/tap the HOME button to leave the game.

## Responsible Gaming

The RESPONSIBLE GAMING button allows you to access the page outlining the Responsible Gaming policy. This page provides useful information and links regarding responsible online gaming behaviour and how to set limitations to your game sessions.



## Unfinished Game Rounds

Any unfinished game rounds are resolved automatically after a period of inactivity.

In the event of malfunction of the gaming hardware/software, all affected game bets are rendered void and all affected bets are refunded.

## Game Number

Each game round is identified by a unique GAME NUMBER.

# 21:10:10

This number reflects when the game round began in terms of GMT by *hour: minute: second*. Please use this game number for reference (or take a screenshot of the game number) if you wish to contact Customer Service regarding a particular round.

## Shortcut Keys

Shortcut keys can be used to quickly perform useful game functions.

KEY	FUNCTION
ESC	<p>When applicable, the ESC key can be used to:</p> <ul style="list-style-type: none"><li>• Exit full-screen mode.</li><li>• Close an open pop-up window (Game History, How to Play, Settings, etc.).</li></ul>
SPACEBAR	<p>When applicable, the SPACEBAR key can be used to:</p> <ul style="list-style-type: none"><li>• Start a spin (if the “Spacebar to spin / stop spin” option is enabled).</li><li>• Skip some of the animations and end the game round more quickly if possible.</li></ul>

### Technical Information

Game rules generated:  
2024-08-21 07:58:27

Game server version:  
1.0

;